



MINISTRY
for the ECOLOGICAL TRANSITION
and the DEMOGRAPHIC
CHALLENGE



5 years of the framework agreement for a just transition of the coal mining industry and sustainable development of mining regions for the period 2019-2027

Contents





Contents

1. The coal sector in Spain	9
2. The Framework Agreement for a Just Transition of the Coal Mining Sector and Sustainable Development of the Mining Regions for the period 2019-2027	11
3. Social Plan: direct aid to mineworkers.....	11
4. Aid to ancillary mineworkers.....	12
5. Prioritisation of restoration activities favouring the sector's workers.....	13
6. Restoration Plan financed with PRTR (Recovery, Transformation and Resilience Plan) funds	13
7. Vocational guidance and training service for surplus labour from the coal mining sector registered in the employment pool.....	18
8. Restorations of companies in the agreement.	20
9. Measures to reactivate the coal-mining areas aimed at financing new business activities, modernising or expanding existing ones.	21
10. Aid for infrastructure projects in mining areas	23
11. Urgent action plan for mining areas	29
12. Just Transition Agreements	31
13. Just transition nodes.....	34
14. Heritage conservation.....	34
15. Support for new technologies: CIUDEN (City of Energy Foundation)	35
16. Generating cultural offers: Dinamiz-ARTj socio-cultural programme.....	36
17. Funding.....	37
Annex I ITJ-funded projects.....	39
Annex II: List of projects funded by IDAE (Institute for Diversification and Saving of Energy)	61
Annex III: Outstanding projects for recovery and conservation of heritage financially supported by the ITJ in mining municipalities	85



Lines of action and
results achieved





1. The coal sector in Spain

In Spain, the coal mining sector has been subject to different **reconversion programmes since the 1970s**. Spanish coal, like European coal, has had difficulties competing in the international market and has required state support in different ways. Both the national coal aid frameworks and their termination have been determined for the most part by European decisions. Council Decision 2010/787/EU of 10 December 2010 on State aid to facilitate the closure of uncompetitive coal mines established a new regulatory framework. This change of direction took the form of the **Closure Plan for the Kingdom of Spain**, which included all non-competitive mining facilities for an orderly winding down of mining activities not reaching the break-even point by 31 December 2018.

In 1990, the mining companies employed **45,200 workers** directly, in addition to the large number of jobs in ancillary services. Practically the entire economy of the territories where mining was concentrated revolved around mining, whether it was jobs directly and indirectly related to coal, or economic activities related to the income from mining and the areas' demographic growth, which in some cases doubled their population as a result of mine openings. In contrast, at the beginning of 2018, coal mining was made up of only 9 companies that employed a total of **1,833 people in their own workforce and 565 people as subcontractors**, after going through a tough process of reconversion in recent decades due to the loss of competitiveness of national coal compared to other fuels and energy sources. Consequently, the territories have undergone significant population and economic decline linked to the energy transition process.

These difficulties were accompanied by **specific plans**: the *1998-2005 Coal Mining and Alternative Development Plan for the Mining Regions*; the *National Strategic Coal Reserve Plan 2006-2012* and *New Integrated and Sustainable Development Model for the Mining Regions*; and the *Framework for Action for Coal Mining and the Mining Regions in the Period 2013-2018* were approved. The plans offered subsidies for mine closures, non-traumatic restructuring of workforces, decommissioning of installations and restoration of natural environments, new business projects and extension of existing ones, and aid for the implementation of infrastructure projects.

These plans were aimed at local labour markets in mining districts whose weaknesses have hindered conversion experiences: relatively isolated municipalities, with a rapid tendency towards depopulation and a labour market with a predominance of employed rather than self-employed workers, male-dominated and professional qualifications strongly linked to mining. All of the above have not allowed easy incorporation of other types of employment. Also, the limited success of self-entrepreneurship programmes due

to the perception of work as an employed activity and the lack of an associated business fabric that could support entrepreneurs. On the other hand, the absence of women from the labour market for decades meant that they could not find alternative employment in these municipalities.

The restructuring plans were successful in protecting workers, the aid contributed to a gradual and orderly closure of mining activity and led to significant environmental, logistical and social infrastructure improvements in the territories. Economic diversification was more successful in some areas than others, for reasons of geography and the previous intensity of coal monoculture. Where more economic diversity existed, it was easier. Moreover, from a territorial development point of view, planning and dynamic evaluation were lacking. Therefore, although these plans contributed to the areas' reactivation, **they were not able to respond to all their challenges.**

Finally, the last of these plans (2013-2018) left a complicated situation in the context of the **economic crisis**: most of the mining companies went into bankruptcy or liquidation and were therefore unable to meet their obligations for environmental mine restoration, and a significant part of the activities included in the reactivation plan were not implemented due to imposed cost-cutting. Moreover, although many of the projects supported in the reconversion remain in place, the economic crisis of 2008 damaged the sustainability of many of them and contributed to some of them failing.

At the beginning of 2018, the indigenous coal mining industry, affected by the closure processes in the framework of **EU Decision 2010/787/EU** of the European Union, consisted of 9 companies with a total of 13 production sites, and from four areas of Spain: **Asturias, León, Palencia and Teruel**. These companies directly employed a total of 1,833 employees. Subcontractors employed, at the same date, a total of 565 people. As mentioned above, these plants were in most cases in bankruptcy or had failed to become sufficiently competitive to repay the State aid received.

Thus, in 2018, Spain's coal areas faced **new closures**, adding to the **impacts of previous reconversions and** aggravated by the effect of the 2008 economic crisis in Spain and the measures employed in the following years to reduce public spending. In addition, the impossibility of maintaining employment through restorative actions due to the **insolvency** of most of the installations and the significant shortcomings in the implementation of the latest aid framework for the alternative development of the areas, generated additional vulnerabilities.



2. The Framework Agreement for a Just Transition of Coal Mining and Sustainable Development of the Mining Regions for the period 2019-2027

In the context described in the previous section, in 2018 there was a desire to reach an agreement that would both support workers from mines included in the Closure Plan, which were having to repay aid or close, and the affected areas. The main difficulties identified by the agents involved were the impossibility of undertaking restorations by companies mostly in bankruptcy and the added impact of these closures to those of previous decades.

On 24 October 2018, the Ministry for Ecological Transition, the trade union UGT-FICA, the Industry Federation of CCOO, the Industry Federation of USO and the employers' association of the sector, CARBUNIÓN, signed the ***Framework Agreement for a Just Transition of Coal Mining and Sustainable Development of the Coal Mining Regions for the period 2019-2027.***

With the agreement:

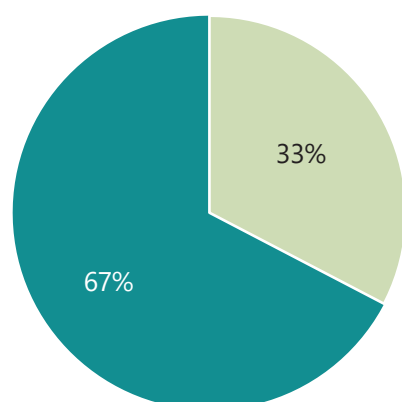
- **The social measures covered by Decision 2010/787/EU were extended and improved** beyond 31 December 2018 in order to facilitate access to them for all the workers concerned. This also applied to the measures aimed at providing an economic boost to mining districts and boosting employment in the mining municipalities concerned.
- **New instruments were incorporated** related to restoration, governance (introducing just transition agreements) and plans related to energy transition.

The ITJ (Spanish Just Transition Institute) is responsible for the implementation of measures contained in the Agreement, which coordinates the work of a Follow-up Commission that analyses progress in the implementation of the commitments made.

3. Social Plan: direct aid to mine workers

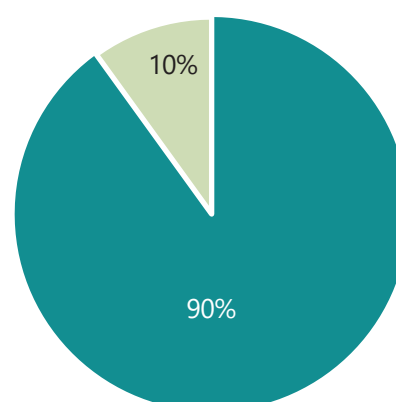
The Agreement has maintained the support deployed for workers in previous decades but improved its coverage. Currently **the ITJ has processed almost all the aid committed** to mine workers under this programme.

Plan 2013-2018



■ Early retirements ■ Paid redundancies

Plan 2019-2027



■ Early retirements ■ Paid redundancies

Early retirements: 327 early retirements have been approved under the current Framework Agreement, all of which have already been paid. **The aid paid to date for this amounts to €37.02 million, and the total cost of remaining in the system is estimated at €172.23 million.** The granting of 3 additional early retirements is currently being processed, and at different stages of progress. In addition, there are 6 workers with potential pre-retirement rights who are currently still working in the mining companies in restoration work, according to the censuses provided by the companies.

Paid Redundancies: For those workers who were not in a position to take early retirement, paid redundancy packages have been agreed. **Under the Framework Agreement, there have been 36 paid redundancies, amounting to €1.33 million.** Two additional paid redundancies have been approved, the processing of which is pending the submission of documentation by the companies. In addition, there are 4 workers with potential entitlement to paid redundancies who are currently still working in the mining companies in restoration work, according to the censuses provided by the companies.

4. Aid to mineworkers – ancillaries

Although workers in ancillary companies were unable to receive any benefits through their companies because they were not part of the closure plan, the agreement designed and coordinated devices with which to support and mitigate the impact of their job losses. **For these workers and the few (36) direct workers who had been made redundant, a recruitment and prioritisation service was set up for restoration works,** which is developed under the following sections.



5. Prioritisation of restoration activities favouring the sector's workers.

The ITJ **designed an ambitious Restoration Plan with funds from the Recovery, Transformation and Resilience Plan** and coordinated the priority participation of surplus employees in the works, together with the Spanish regions, establishing a determining criterion for their placement.

Royal Decree 341/2021 of 18 May, which regulates the direct granting of aid for environmental restoration of areas affected by energy transition in the framework of the Recovery, Transformation and Resilience Plan **corresponding to projects in areas degraded by coal mining**, states that the purpose of aid is "to mitigate the difficult employment and social situation in these areas as a result of the closures..., promoting the maintenance of employment, in particular of surplus miners and their ancillary companies..." (art. 1). And it establishes as a condition for granting the subsidy **"the hiring of surplus or unemployed workers registered in the ITJ employment pool"** (art. 7), specifically requesting to detail targets of surplus miners contracted (art. 8).

The prioritisation of surplus coal miners is being coordinated through the mining employment pool, which is managed by the ITJ.

6. Restoration Plan financed with PRTR (Recovery, Transformation and Resilience Plan) funds

The Restoration Plan referred to in this agreement was included in Component 10 "Just Transition Strategy". The initiative for inclusion in the PRTR comes about because of the greater administrative streamlining that this framework allows and the opportunity it provides to give the PRTR an ambitious budget allocation.

The implementation of the **Restoration Plan with a total funding of €158,176,304** was one of the fastest developing elements of the PRTR, through Royal Decree 341/2021 of 18 May, which incorporated the terms defined in the framework agreement for compliance by the beneficiary Autonomous Regions. **It involves investments of €82 million in the territory of Castilla and León, €82.3 million in Asturias and €6 million in Aragón** to which more than €12.5 million euros in guarantees in the hands of regional administrations¹ must be added. These works are being carried out by the company TRAGSA, which was appointed by each of the Regions to carry out the works.

¹ The agreement with the Principality of Asturias was signed on 12 October 2021, with Castilla and León on 30 November 2021 and with Aragón on 23 December 2021.

The investments derived from these projects to help soils and water bodies recover, and to promote economic alternatives in the affected regions, generate some **350 direct jobs, with priority for surplus coal mining workers** who are part of the employment pool managed by the ITJ.

Table 3. Environmental restoration projects with PRTR funds

Territory	Investment (M€)	Restored area	Jobs created (in the whole period of work)	Duration of works (months)
Principality de Asturias	82.32	1,167 hectares	692 new jobs	
Tormaleo	48.46	430 hectares	296 jobs	48 months
Buseiro	6.83	77 hectares	183 jobs	36 months
Cerredo	27.03	660 hectares	213 jobs	42 months
Castilla and León	69.92	1,061 hectares	576 jobs	
Tremor de Arriba	20.45	249 hectares	222 jobs	36 months
Torre del Bierzo	11.45	90 hectares	132 jobs	36 months
Gran Corta de Fabero	37.98	722 hectares	222 jobs	36 months
Aragón	5.93	38 hectares	18 new jobs	
Mequinenza	5.93	38 hectares	18 jobs	18 months

The socio-environmental results of these restorations are described below:

Improving water quality: reducing the impact of mining on the more than 21 km of watercourses and streams in the surrounding area; protecting 10,000 m² of watercourses by lining them and restoring their drainage capacity through excavation of 254,000 m³ of sludge and other accumulated materials; and protecting aquifers from contamination by infiltration.

Improving environmental conditions: managing existing waste, which is estimated at 930 tonnes of tyres, 355 m³ of potentially hazardous waste and 6,600 m³ of non-hazardous waste; increasing protection against forest fires by treating and cleaning 182 hectares of woodland; and closing 58 mine entrances for the safety of the public and wildlife.

Restoring ecosystems: restoring vegetation cover and forest heritage in degraded systems by planting 1.4 million plants, sowing 780 hectares of grassland and 5 million m² of hydroseeding. The biodiversity of the ecosystem will be restored, and wildlife habitats will be integrated into the landscape .

Promoting socio-economic development: allowing areas of woodland to be used in forestry activities, as well as promoting extensive and sustainable livestock farming in more than 500 hectares of new pastures. Recreational areas will be created to encourage rural tourism and the territory's connectivity will be improved through the opening and maintenance of more than 49km of tracks. There will be synergies with beekeeping, agricultural, tourism and leisure activities. Territory will be returned to the public.



Environmental restoration: Gran Corta de Fabero

Environmental restoration in the framework of the Recovery, Transformation and Resilience Plan (PRTR), in the municipalities of Fabero del Bierzo, Berlanga del Bierzo and Páramo del Sil:

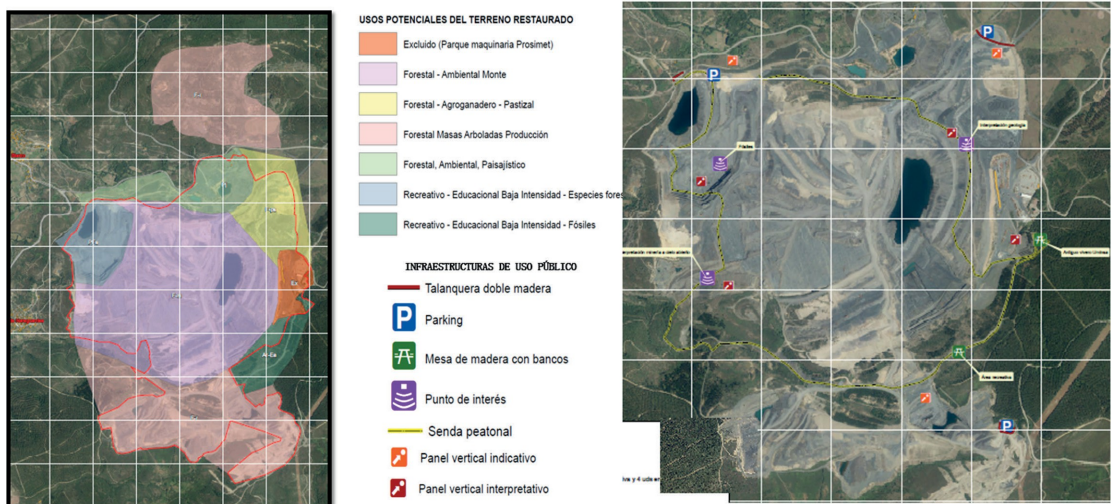


Targets:

- Land redevelopment, plant restoration, waste management, drainage, etc.
- Recovery for alternative uses:
 - Agro-livestock use (pasture).
 - Environmental forest restoration and timber production.
 - Carboniferous fossil area and recreational areas; walking paths.

Indicators:

- €36.8 million (ITJ) and creation of 68-74 jobs.
- Mining authority guarantees of 1.6 M€ (Castilla and León Regional Government)
- 722 hectares



Environmental restoration: Torre-Villagatón

Environmental restoration in the framework of the Recovery, Transformation and Resilience Plan (PRTR), in the municipalities of Torre del Bierzo and Villagatón:



Targets:

- Removal of infertile waste, naturalisation and redevelopment, waste management.
- Remodelling, consolidation and naturalisation using bioengineering techniques.
- Waste management.
- Monitoring, environmental control and acid water drainage treatment.
- Recreational infrastructures associated with one of the Way of St. James routes which passes through Manzanal.

Indicators:

- €11.5 million (ITJ) aid and creation of 44 jobs.
- Mining authority guarantees of €0.1 million (Castilla and León Regional Government).
- 90 hectares.

Environmental restoration: Casares-Ladil-Charcón

Environmental restoration within the framework of the Recovery, Transformation and Resilience Plan (PRTR), in the municipality of Igüña:



Targets:

- Land redevelopment.
- Plant restoration and waste management.
- Drainage and erosion control.
- Surveillance, environmental control and safety mining activities.
- Recovery for alternative uses.
- Recreational areas.
- Agro-livestock uses: pastures, chestnut trees.
- Environmental restoration of forests and for timber production.



Indicators:

- Aid of €19.7 million (ITJ)
- 249 hectares
- 68-74 jobs
- Mining authority guarantees €0.99 million (Castilla and León Regional Government).

Environmental restoration in Asturias

Environmental restoration of areas affected by energy transition under the Recovery, Transformation and Resilience Plan (PRTR):

Targets:

- Environmental recovery of areas degraded by mining.
- Recovery for new uses and activities: agriculture, stockbreeding, tourism, forestry, etc.
- Making mine closures safe for people living in the area and the environment.
- Short-term employment generation and prioritisation of surplus miners.

Restoration:

- 3 projects
- €82.4 million investment
- €73.7 million aid
- 150 jobs



Buseiro restoration

Tineo and Cangas de Narcea
€6.5 million aid, 77 ha,
15 jobs



Tormaleo restoration

Ibias
€43.5 million aid, 430 ha,
74 jobs



Cerredo restoration

Degaña
€23.6 million aid, 660 ha,
61 jobs

7. Vocational guidance and training service for surplus labour from the coal mining sector registered in the employment pool.

In order to improve the employability of redundant coal mine workers, **a career guidance service was contracted**. The contract between the ITJ and the company awarded the contract for the provision of this service was formalised on 11 June 2021 and is due to end in December 2023.

This **service has €1.9 million at its disposal, although due to the lower demand from the workers registered in the employment pool, its cost will eventually be lower**. The company has already completed the enrolment, processing and training phases and is now focusing on the Insertion phase. The Agreement's Monitoring Committee agreed that registration to the ITJ mining employment pool would be closed in September 2022 and to establish as a requirement the registration in the LHH employment improvement service. At present the mining employment pool is made up of **308 registered persons**, of which 301 are men and 7 are women.

The counselling service for the improvement of employability has had to date a volume of 13,038 interactions with people registered in the mining pool by phone, e-mail and WhatsApp.

The ITJ has sent more than 800 communications to people registered in the mining employment pool regarding training, assistance service events and answering general queries from the people registered.

Table 4. Situation of the workers registered in the ITJ Employment Pool as of 31 July 2023.

OCCUPATIONAL SITUATION	%	TOTAL REGISTERED
EMPLOYEE (outplaced or undergoing job upgrading)	76.1	236
Unemployed	8.11	25
No activity with LHH	5.8	18
In other situations preventing the search for employment (illness, disability, retirement)	9.47	29
TOTAL	100	308

Source: mining employment pool managed by ITJ

Since January 2023, LHH has been focusing its employment pool activities on the insertion of people registered in the employment pool and it does so through two main channels: firstly, by identifying and presenting existing job offers in the municipalities and surrounding areas where the registered people live and, secondly, by facilitating the



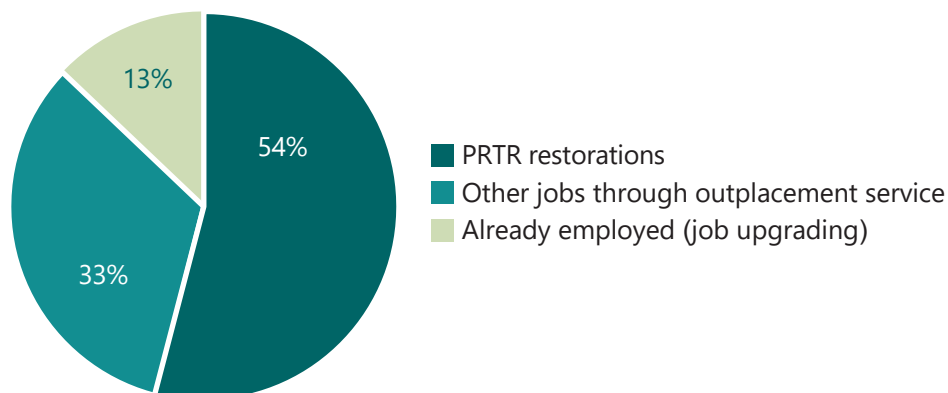
contracting carried out by TRAGSA in the framework of the environmental restoration of degraded mining areas (see previous section).

Subcontracted workers affected by the closures have been able to register in the employment pool and have the same access as the mine workers to the job offers they manage.

Table 5 Summary table of the employment pool situation as of 31 July 2023

Recruitment with TRAGSA	127
	People registered in Asturias: 15
	People registered in León: 112
	People registered in Aragon: 0
Recruitment in other companies by LHH	77
	People registered in Asturias: 24
	People registered in León: 55
	People registered in Aragon: 3
People in a situation of improving their employment	32
	People registered in Asturias: 13
	People registered in León: 18
	People registered in Aragon: 1
People actively seeking employment	25
	People registered in Asturias: 4
	People registered in León: 20
	People registered in Aragon: 1
Individuals who have not followed up on their engagement with LHH	18
	People registered in Asturias: 9
	People registered in León: 9
	People registered in Aragon: 0
People in other situations which currently prevent them from accessing employment (retirement, disability, illness).	29
	People registered in Asturias: 7
	People registered in León: 22
	People registered in Aragon: 0

People in Employment



In addition, **in September 2023, the design stage of the training and insertion service for a total of 200 unemployed people from territories affected by mining and thermal power plant closures began**, aimed at retraining unemployed people from areas affected by the energy transition within the framework of the funds of the Recovery, Transformation and Resilience Plan (PRTR). Its objective is to encourage and promote the retraining and professional insertion of workers directly or indirectly affected by the closures of coal-fired power plants and the unemployed population of the areas affected by these closures into new areas of professional green activity.

The CIUDEN Foundation's Incubation Centre works on different programmes related to training for employment. Specifically in a Vocational School and an Employment Workshop. The programmes employ a total of 46 people and provide vocational certificates related to forestry work, landscape restoration and plant production. The facilities have been extended with the opening of a new classroom and plant production area in the "La Térmica Cultural" Culture Complex. Furthermore, it should be noted that the centre will produce chestnut trees for different planting projects until it reaches 20,000 specimens in the autumn of 2024.

8. Restorations of companies in the agreement.

Likewise, within the framework of this Agreement **aid has been included to cover the costs of closing down production units and mitigating the environmental impact of companies included in the Closure Plan.**

Two tenders for the closure of coal production units were published for this purpose, regulated by Order IET/594/2014, of 10 April.

A tender was opened in 2019 for €20 million of aid, by Resolution of 24 May 2019, subsequently awarding €15,924,254.63 to the company S.A. Minera Catalano-Aragonesa (SAMCA).

Subsequently, a second call for tenders was published with €6 million, by means of a Resolution of 21 September August 2020, awarding the sum of €2,070.2,066.67 to the company Hijos de Baldomero García, S.A. (HBG) and €3,929,933.33 to the company Compañía General Minera de Teruel, S.A. (CGMT).



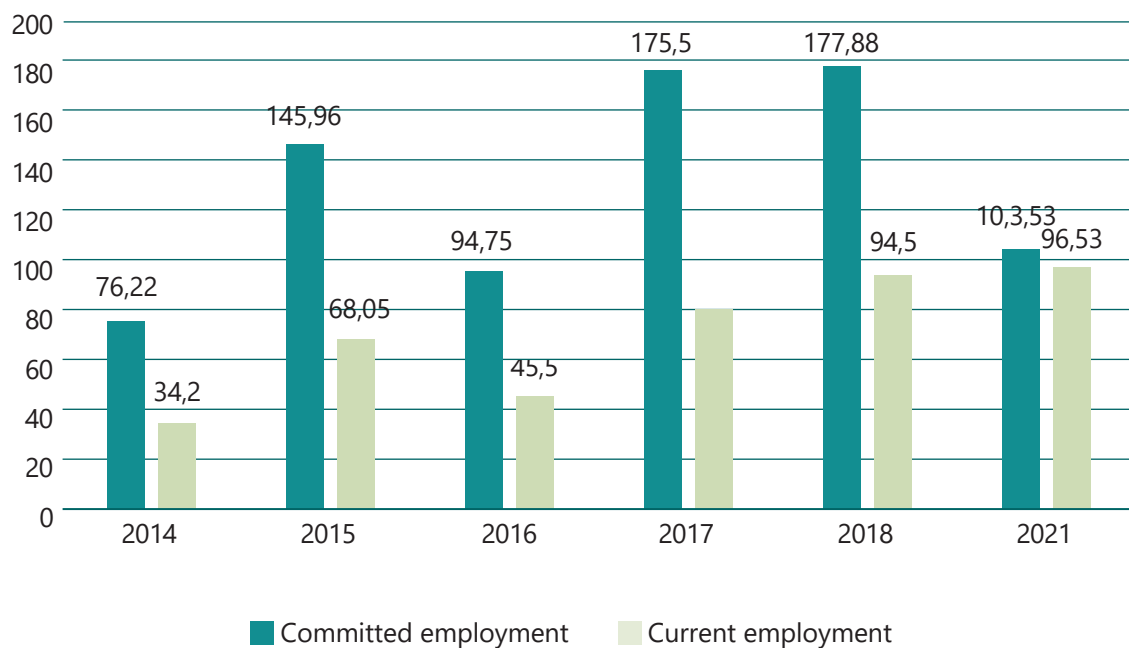
9. Measures to revitalise the coal-mining areas to finance new business activities, modernise or expand existing ones.

With the aim of **promoting alternative economic activities that diversify the territories and generate new jobs** in the context of coal mine and power station closures, the ITJ has deployed two types of aid to companies, mainly SMEs. On the one hand, the so-called "**aid for business projects generating employment**"; and on the other hand, "**aid for small investment projects**", for smaller business projects which are necessary to maintain the areas' social and economic fabric.

These are competitive grants, so that priority is given to projects with the greatest social and environmental benefits for areas in transition.

Since 2019, the ITJ **has granted aid to 279 business projects and small investment projects for the creation of around 1,400 new jobs and the mobilisation of around €346 million in investment**. The aid granted in mining areas has committed to creating 1,200 jobs and to maintaining some 6,100 jobs in the companies supported in mining areas.

However, some of these jobs will not materialise or may be lost in the short term. In fact, **the employment maintenance ratio in previous ITJ grants is at around 55%**, so new tender processes will be necessary to meet targets.



As regards the aid linked to this agreement, **the amount approved under the 2021 calls for proposals amounts to €17.49 million**. Of this, €14.05 million is for business projects and €3.44 million for small investment projects. Among them, **circular economy projects on an industrial scale for aluminium, tyres and waste oils, manufacturing and chemical industry, rural tourism, homes for the elderly and health clinics, among other projects**.

By region, 28% will go to projects located in municipalities in Castilla and León; 27% in Aragón; 35% in the Principality of Asturias; and 10% in Castilla-La Mancha.

For a complete list of beneficiary companies and job creation commitments, please see the document's Annexes.

In both aid programmes (business and small investment projects) which are currently in the process of assessment, priority is given to projects that hire people from the Employment Pool, allocating a higher amount to projects that undertake to employ people included in the ITJ Employment Pool.

For this reason, several projects **have committed to create new jobs by hiring people from the Employment Pool**, bringing the total to 24, of which 21 are in Castilla and León, 2 in Asturias and 1 in Castilla la Mancha.

Additionally, in 2023 two tenders were opened for Just Transition Agreement areas that include mining districts and which can provide €50 million in funding and are in the process of revision².

In these new Just Transition aid offers, business projects in **municipalities heavily dependent on mining** will have additional opportunities for project submission, so that in the case of these municipalities **the opportunities for aid support are doubled**. In addition, the new regulatory bases include improvements that are expected to increase the average aid intensity, increase support for industrial projects and make the conditions for maintaining aid more flexible, among other benefits for projects.

The results of the applications show the following preliminary global and territorial data:

² The regulatory bases for both aid programmes were published in December 2022:

- Order TED/1240/2022, of 14 December, approving the regulatory bases for the granting of aid aimed at business projects that generate employment and promote alternative development in areas of just transition, for the period 2022-2027.
- Order TED/1239/2022, of 14 December, approving the regulatory bases for the granting of aid aimed at small investment projects that generate or maintain employment, promoting the alternative development of areas of just transition, for the period 2022-2027.



The tender processes for employment-generating **business projects** had **a high degree of participation from mining municipalities, with 128 applications submitted for a total of €579.18 million of investment, of which 23% corresponded to Asturias, 17% to Aragon and 8% to Castilla and León.** The remainder is from municipalities outside this agreement.

The tender processes for **small investment projects** also had a high level of participation: **218 applications for a total investment of €61.53 million. Of these, 30% corresponds to Asturias, 12% to Aragon and 23% to Castilla and León.** The remainder are from municipalities outside this agreement.

Both tender processes for business support and small investment project aid programmes (Minimis) of 2021 and 2023 include the prioritisation of recruitment of staff from the ITJ mining employment pool.

In addition, it is expected that the next tender process for both mining lines will also include this objective. It is expected to be published by the end of the year, with an estimated value of 27 million.

It is estimated that, in total, the aid granted will be associated with commitments to create some 2,100 jobs (2,800 in total including the support received since 2019).

The closures affect 820
direct and ancillary jobs.

10. Aid for infrastructure projects in mining areas

A double challenge: to fulfil commitments from previous agreements and to make their conditions more flexible

Since the end of 2018, compliance with the 2013-2018 framework for aid for the development of mining regions has been promoted, which had not been complied with in that timeframe. Although this support framework predates the 2019-2027 Agreement, the actual processing of this framework started in 2019. "The following is a summary of the specific agreements signed with the Autonomous Communities in response to the 2013-2018 aid framework:

To date, **the total number of specific agreements is 104** and with the following regional distribution: 24 agreements signed with Aragon, 59 agreements with the Principality of Asturias, 17 agreements with Castilla and León and 4 agreements with Castilla-La Mancha. Of the 104, 3 agreements have been waived, 1 from Aragón and 2 from the Principality of Asturias, at the Regions' request. To monitor the implementation of the framework agreement and the specific agreements, five cooperation committees have been held since June 2022 with the various regions: one with Aragon, one with Castilla and León, one with Castilla-La Mancha and two with the Principality of Asturias.

There have also been legislative changes to make the conditions for such aid more flexible. The last of these is the modification of Royal Decree 675/2014 of 1 August which was approved on 3 May³ and was made at the request of local councils and regions that had not been able to meet the previously assigned deadlines. This amendment is particularly important as it approved the extension of the deadline and the extension of the budget for the 104 agreements concluded between 2020 and 2021 in the 2013-2018 Framework, which was not fulfilled during this period due to different reasons, including rising costs due to the pandemic and the war in Ukraine. **The amendment will allow the implementation of 22 improvement projects in industrial parks, energy efficiency and green infrastructure and social services.** The Principality of Asturias, Castilla and León, Aragón and various mining municipalities which would be unable to fulfil the obligation without this regulatory amendment could benefit from this measure.

This deadline and budget extension will allow the execution and implementation of all 104 projects in mining municipalities, worth €129 million agreed under Royal Decree 675/2014 of 1 August, to improve municipal infrastructures in mining districts and areas of just transition from 2019.

This modification allows those cases with the appropriate justification to be able to access a maximum of 50% of the funds allocated in the Recovery, Transformation and Resilience Plan (PRTR). The allocations will be carried out under the 2019-2027 framework and will have an execution deadline of January 2026.

It is estimated that 128 jobs will be created in infrastructure operations and more than 870 in business activities derived from the use of these infrastructures (for example, in companies installed in industrial parks financed with this type of aid).

³ More information: www.boe.es/buscar/doc.php?id=BOE-A-2014-8494



Within the timeframe of this plan, **a new infrastructure plan has been developed with €100 million** in component 10 of the PRTR. Almost all of the most important mining municipalities can apply, and speeding up the time taken to grant aid has been made possible through agreements with the regions. This aid is regulated by *Order TED/1476/2021, of 27 December, which regulates the bases for the granting of aid, on a competitive basis, aimed at environmental, social and digital infrastructure projects in municipalities in areas affected by the energy transition within the framework of the Recovery, Transformation and Resilience Plan, and the tender process has already been set up.* The subsidies regulated in this tender process consist of the award, on a competitive basis, of aid aimed at financing the cost of executing projects in buildings and public spaces, and publicly owned assets that enable environmental, social and digital elements to be strengthened or help to create, conserve and enhance new ones to ensure compliance with the environmental and digital commitments of the Recovery, Transformation and Resilience Plan.

The tender process has a budgetary allowance of €91 million.

In March 2023 the final resolution of the tender for municipal projects to support the improvement of environmental, digital and social infrastructures in areas affected by the energy transition was published, including municipalities affected by the closure of coal mining, based on the needs that local entities have conveyed through the public participation processes.

In order to reach each and every municipality **an advisory service was provided for the submission of applications, together with the support of local stakeholders from the Just Transition Agreements.** Through these two channels, information was provided to municipalities and 1,600 queries were resolved, which explains the good participation within small municipalities.

Furthermore, the demands of the local entities regarding the projects' financing conditions were incorporated in the applications, reaching 100% of the financing and including VAT from the ITJ budget. Regarding the demand related to the need for technical assistance, an external service has been provided and the work of the Just Transition Agreements staff who have been working with the local entities to make the best use of the features provided by the tender proposals.

Project applications **have been aimed at the rehabilitation of publicly owned assets, spaces and land to enhance the social, environmental and digital component of public spaces** or to help create new ones, and fall into the following categories:

- a. Rehabilitation of buildings, recovery of villages, hamlets, farmhouses or other types of infrastructure for new social uses, the provision of public services, or improving access to housing, for example:
- b. Spaces intended for the care of people or to promote family co-responsibility with connected and digital services (spaces for the elderly; dependent people; disabled people; children, in particular those aged 0-3 years; etc...).
- c. Affordable and social housing spaces.
- d. Spaces for housing for new settlers.
- e. Rehabilitation of buildings and spaces for their use in digital innovation, promotion of entrepreneurship and economic development in which the reduction of the digital divide is promoted. and access to and knowledge of new technologies is enabled for women, encouraging them to remain in affected territories, for example:
- f. Spaces for entrepreneurship, coworking and/or promotion of research and innovation.
- g. Spaces intended for enhancing and/or using local resources and tourism development.
- h. Public spaces for the centralisation of on-line purchasing/sales and distribution platforms, in particular for developing the organic market.
 - R&D centres and vocational retraining.
 - Spaces for extending connectivity.
 - Spaces intended for enhancing geological, biological, historical and cultural heritage.
 - Recovery of industrial and mining heritage and infrastructures for cultural, recreational and tourism purposes.
 - Recovery of villages, such as mining and thermal power stations, for tourism purposes.
- i. Environmental infrastructures for enhancing the natural environment, improving environmental services and regenerating areas, such as, for example:
 - Developing and constructing paths, trails and river walks for the recovery of heritage and natural resources.
 - Creating green and blue infrastructures, e.g. nature interpretation areas.



- Creating urban/community gardens and other small innovative agricultural projects.
- Creating composting and waste recovery plants.
- Establishing biomass collection plants; municipal collection points for sale to biomass plants or for use in conversion projects.
- Rehabilitation, reforestation and enhancement of land in the public domain.
- Restoring land, landfills and other degraded and polluted sites for the recovery of biodiversity and native flora in natural areas and their enhancement for community use.
- Small strategic green infrastructure landscape interventions (squares, parks, urban roads) or comprehensive actions for urban greening and urban redevelopment after the closure of industrial facilities for improving sustainability.

It is interesting to note that **25% of them will be located in municipalities with less than 500 inhabitants and 75% in municipalities with less than 5,000 inhabitants**, contributing decisively to addressing the Demographic Challenge.

Of the total number of projects approved, **51 will be carried out in 35 mining municipalities, with a subsidy totalling €49.2 million.** (See Annex I).

These projects are divided territorially according to the following distribution:

- Aragon: 11 projects, 8 municipalities and €7.76 million in subsidies granted.
- Principality of Asturias: 19 projects, 12 municipalities and €17.2 million of subsidy allocated.
- Castilla and León: 21 projects, 15 municipalities and €24.3 million in subsidies.
- Some of the highlighted projects are detailed below. The complete list can be found in Annex I:
 - In Villablino (León), the RECOVERY OF THE CUBILLOS-VILLABLINO RAILWAY FOR INDUSTRIAL AND TOURIST USE. TERRITORIAL SEED PROJECT to promote a model of ecological and sustainable tourism.
 - In Tineo (Asturias), the RE-USE AND REHABILITATION OF BUILDINGS AND SPACES LINKED TO THE NARCEA PLANT AND ITS VILLAGE as a coworking space for the promotion of entrepreneurship and economic development associated

with population and territorial renewal and as a venue for social activities.

- In Noceda del Bierzo ("León) the PLANTING OF CHESTNUT TREES "PAREDE" VARIETY IN BEMBIBRE, FOLGOSO, IGUEÑA, NOCEDA, TORRE AND VILLAGATON. The project aims to create and generate processing companies that complete the cycle of planting and harvesting this fruit. In Calanda (Teruel), an R&D CENTRE for organic waste, employing young scientists.
- In the Andorra-Sierra de Arcos region (Teruel) the WALKING AND/OR CYCLOTOURISM TRAILS leisure and culture proposal which highlights the region's mining past. In Barruelo de Santullán (Palencia) the COMPLETE REHABILITATION OF THE FORMER SCHOOL OF ARTS AND CRAFTS BUILDING. Creation of rented housing to attract people from neighbouring municipalities with biscuit industries. Approved classroom for vocational certificates. Space for co-working and community life, adapted gymnasium and exhibition rooms.
- In Sobrescobio (Asturias), the PROJECT FOR THE REHABILITATION OF BUILDINGS TO CREATE A COMPREHENSIVE CARE AND TRAINING CENTRE FOR RURAL WOMEN IN SOBRESCOBIO. Comprehensive care and training centre for rural women where they can develop educational and/or business projects that encourage their incorporation into working life.

Furthermore, **the CIUDEN Foundation has developed aid programmes for projects of local entities affected by a process of plant closure**, with the aim of creating sustainable employment, encouraging implementation and promotion of business in the various economic sectors, as well as training, investment, modernisation and technological innovation with a seed effect. The tender proposal, dated 26 August 2020, has **a total amount of €7million at its disposal**. In May 2021, a Concession Resolution was issued for a total of **15 projects with a subsidy of €5.4 million for a total investment of €10.6 million** and the commitment to create a total of 162 direct jobs, 135 of which would be permanent. Of this figure, €2.41 million has been granted in mining areas.

In addition, a new €25 million tender for municipal projects is expected for autumn 2023 to support some 20 additional projects in mining municipalities.



11. Urgent action plan for mining areas

The agreement established the need to support the energy transition of mining municipalities and investments in efficiency. The IDAE (Spanish Institute for the Diversification and Saving of Energy) included a series of prioritisation criteria within its different support programmes in its Renewable Energy and Energy Efficiency Development Plan 2018-2023. The projects developed under this Plan are therefore additional to those funded by the ITJ through its different instruments.

The IDAE has introduced just transition needs in a transversal manner in the country's renewable energy development measures, in addition to the specific instruments deployed by the Just Transition Institute.

Since 2019, a total of €100 million in aid and more than €22 million in loans have been granted through the IDAE for renewable energy and energy efficiency projects in the mining territories targeted by the urgent action plan.

Support programmes include **support instruments for energy rehabilitation of buildings, efficiency improvements in public lighting, individual local clean energy projects, low-carbon economy investment projects, electric mobility and energy efficiency actions in SMEs and large companies in the industrial sector. €50 million in aid and more than €22 million in loans** have been granted through these tools **for projects in municipalities in mining districts.**

It has also been included as a **transversal component** to the whole package of Strategic Projects for Economic Recovery and Transformation (PERTE) of Renewable Energies, Green Hydrogen and Storage financed with funds from the Recovery, Transformation and Resilience Plan, **with funds of more than €6.9 billion.**

In this way, the tenders for project support within the framework of this PERTE establish prioritisation criteria for projects located in areas of just transition, improving their funding opportunities and attracting projects to rural areas. To date, the following tenders have been launched with this prioritisation, with more than €50 million in aid already granted for projects in municipalities in mining districts:

- **H2 Pioneers Programme.** Grants for pioneering and unique renewable hydrogen projects (€150 million). Of these, 2 projects in mining municipalities with a value of €20.9 million have been approved subsidies.

- **Innovative renewable hydrogen value chain support programmes** (€250 million). Of these, 3 projects in mining municipalities with a value of €20 million in approved subsidies.
- **Aid programme for innovative energy storage projects** (€150 million). Of these, 1 project in a mining municipality with a value of €1.23 million in approved subsidies.
- **Aid programmes for innovative thermal and electrical renewable energy projects** (€300 million). Of these, 20 projects in mining municipalities with a value of €5.6 million in approved subsidies.
- **Incentive programme for energy community pilot projects** (€40 million).
- **Aid Programme for heating and cooling networks using renewable energies** (€100million), of which €160,000 in approved subsidies for 1 project in a mining municipality.
- **Aid programme for biogas installations** (€150 million). Of these, 1 project in a mining municipality with €1.6 million in approved subsidies.
- **Investment aid programmes for the repowering of wind farms, technological and environmental renewal of mini-hydroelectric plants and innovative installations for recycling wind turbine blades** (€150 million), pending resolution.
- **Aid Programme for Community Transformation Offices** for the promotion and revitalisation of energy communities (€20 million). In draft resolution.
- **Tender for New Business Models** for the Energy Transition (€156 million). Applications being assessed.
- Aid programme for feasibility studies for innovative projects for the use of deep geothermal energy (€60 million for the whole of Spain). Application deadline until 07/09/2023.
- **Incentive programmes for projects for electricity and heat production from renewable energies to replace fossil fuel production** (€150 million). Application period now open.



12. Just Transition Agreements

As also stated in the agreement, the **Just Transition Agreements** have been implemented in all affected mining areas, as foreseen in the Framework Agreement. The agreements have involved the preparation of public reports on the impact of the closures and the socio-economic characterisation of the affected territories; the establishment of collaboration commitments between local, regional and national administrations; the carrying out of public participation processes; and the launching of support instruments to reactivate the areas and maintain employment based on the needs identified in the participation processes. Likewise, **ITJ territorial agents have been deployed to provide assistance to companies and local entities in the territories** to facilitate and improve access to the financial support opportunities available in the different institutions and the GSA.

There are currently fifteen Just Transition Agreements in place, one in each area affected by coal mine closures. Just Transition Agreements have also been established in the territorial areas affected by the closure of coal-fired and nuclear power plants. These agreements involve the preparation of public reports on the impact of the closures and the socio-economic characterisation of the affected territories; the establishment of collaboration commitments between local, regional and national administrations; the implementation of public participation processes; and the launching of support instruments to rejuvenate areas and maintain employment.

For each of these **JTAs, a General Action Protocol has been signed between the representatives of the state, regional and local administrations, which serves as the basic framework for collaboration** while the signing of the agreements, which are more complex to process, is being finalised. In this way, all the JTAs and their supporting instruments are now in place while the administrative processing is advancing.

Technical information sessions have been developed for each Agreement with the aim of sharing the results of the participatory processes, informing about the support instruments and communicating the business, infrastructure and restoration projects that already have financial support. These workshops are being developed in collaboration with all stakeholders and levels of public administration involved. The materials presented as well as the recordings for viewing are all available online⁴.

In addition, a team of agents has been set up in the territory, and it is carrying out intense work to support and guide local stakeholders (town councils, companies and other promoters) to channel their project proposals in the different ITJ tenders and programmes made available throughout the just transition areas. The attention and

⁴ Just Transition Sessions (jornadastransicionjusta.es)

dissemination carried out by the team of agents has contributed to the good results of the support programmes deployed so far.

In quantitative terms, in the framework of the 15 JTAs, more than 2,000 contributions have been received to date from more than 800 different social stakeholders (regional and local public administrations, business organisations, trade unions, NGOs, women's associations, companies, training centres, associations, etc.).

More than 750 institutional representatives and local stakeholders took part in the technical information sessions on agreements, and 40 additional events were held to disseminate ITJ aid to companies, with the participation of more than 800 people.

The team of territorial agents has also dealt with more than 2,000 enquiries from local councils and promoters of business and small investment projects in just transition zones.

Table 6. Summary of Just Transition Agreements' participatory processes

PROTOCOL			DIAGNOSIS		PARTICIPATION PROCESS		
Region	AGREEMENTS	Signature date	Preliminary diagnosis and delimitation	Final diagnosis	End date	No. of participating stakeholders	No. of proposals submitted (ideas + projects)
Aragón	Aragon	22/05/2020	Yes	Yes	07/06/2020	92	171
Asturias	Southwest	25/03/2020	Yes	Yes	13/12/2019	47	109
	Caudal-Aboño	25/03/2020	Yes	Yes	21/06/2020	73	139
	Nalon	25/03/2020	Yes	Yes	21/06/2020	56	99
Castilla and León	Bierzo-Laciana	12/11/2020	Yes	Yes	31/07/2020	170	415
	MCL-La Robla	12/11/2020	Yes	Yes	31/07/2020	72	171
	Guardo-Velilla	12/11/2020	Yes	Yes	31/07/2020	71	258
C. León & Basque Country	Garoña	12/05/2021	Yes	Yes	20/06/2021	63	186
Andalusia	Carboneras	09/03/2021	Yes	Yes	06/09/2020	26	60
	P. Nuevo - V. Guadiato	09/03/2021	Yes	Yes	31/07/2020	41	187
	Los Barrios	09/03/2021	Yes	Yes	30/04/2021	20	53
Galicia	Meirama	10/11/2021	Yes	Yes	31/07/2020	43	74
	As Pontes	10/11/2021	Yes	Yes	08/06/2021	55	82
C. La Mancha	Zorita	24/11/2020	Yes	Yes	31/01/2021	42	77
Balearic Islands	Alcudia	09/03/2022	Yes		22/04/2022	7	6
TOTAL						878	2,087

* Participation data as of May 2023. Although the participatory processes are formally finalised, there is a continuous dialogue with local stakeholders through the figure of the territorial agents.



Table 7 Summary of Just Transition Agreements' information sessions

SESSION	Nº OF ATTENDING PARTICIPANTS
JTA Bierzo-Laciana	75
JTA Montaña Central Leonesa-La Robla	52
JTA Guardo-Velilla	37
JTA South West	80
JTA V. Nalón and V. Caudal-Aboño	90
JTA Aragon	105
JTA P. Nuevo-Valle del Guadiato	80
JTA As Pontes	95
JTA Meirama	75
JTA Zorita	67
TOTAL	756

Table 8 Activities developed by territorial agents for the dissemination of ITJ business assistance, 2023.

	AGREEMENT	No. SESSIONS	No. OF ATTENDEES
Asturias	Southwest	2	42
	Nalon	2	20
	Caudal-Aboño	3	26
	Various	6	152
	Subtotal	13	240
Andalusia	P.Nuevo- V. Guadiato	2	25
	Carboneras	2	76
	Los Barrios	2	42
	Various	2	60
	Subtotal	8	203
Aragón	Aragon		
	Subtotal	9	131
Galicia	Meirama	2	34
	As Pontes	6	85
	Various		
	Subtotal	8	119
Castilla and León"	Bierzo-Laciana	2	37
	MC Leonesa-La Robla	1	45
	Guardo-Velilla	1	13
	Garuña	1	51
	Subtotal	5	146
TOTAL		43	839

13. Just Transition Nodes

In addition, as included in the agreement, energy policy instruments have been developed, making available to the territories' economic development the **Just Transition Node Tenders⁵, which grant access to the electrical grid freed up by the closure of the thermal power plant to the projects with the greatest social, economic and environmental benefits for the affected areas.**

At the end of **2022, the award of the first tender** for a fair transmission node in Spain was resolved, the Mudéjar Node tender with a capacity of 1,202 MW. **The company that won the tender included an economic and social development project that will involve an investment of €1.5 billion and the creation of some 370 long-term stable jobs** in numerous renewable energy projects of various kinds; industrial projects through local agents that will favour the value chain in renewable activities; the commitment to development and involvement of the primary sector, with hybrid farms where agriculture and livestock farming will share space with the renewable sector; and the tertiary sector, focused on sustainable tourism and the promotion of local commerce.

In addition, the project is committed to supporting projects related to the rural environment and the protection of biodiversity, and foresees a positive social impact through the **provision of more than 300,000 hours of employability training for more than 1,300 unemployed people and more than 30 partnerships with local stakeholders.**

The Mudéjar Just Transition Node Tender represents a milestone in support mechanisms deployed in the framework of the Aragon Just Transition Agreement, but is also a benchmark practice at international level for energy transition processes.

Work is currently underway on the concession of access to the remaining nodes at different levels of progress.

14. Heritage conservation

Several of the subsidy programmes already deployed include an approach for the **promotion of projects aiming at the recovery and conservation of cultural, mining and industrial heritage of affected areas.** Annex III includes a list of the municipal projects that foresee actions for the rehabilitation of the heritage, with financial support

⁵ See Royal Decree-Law 23/2020, Order TED/1182/2021.



from the ITJ through the infrastructure agreements and the programme of environmental, social and digital infrastructures.

Heritage recovery and conservation actions have been promoted in the aid programmes for municipal projects deployed, as well as in restoration work. A list of these projects can be found in Annex III.

New aid programmes are also being drawn up specifically for the conservation of cultural and industrial heritage of municipalities affected by the closure of installations, which have already been the subject of prior public consultation.

15. Support for new technologies: CIUDEN (The Fundación Ciudad de la Energía / Energy City Foundation)

CIUDEN is a public sector foundation, attached to the ITJ (Just Transition Institute), and reporting to the Secretary of State for Energy of the Ministry for Ecological Transition and the Demographic Challenge (Miteco). Among its activities to be developed in the area of energy, special attention is given to those relating to energy efficiency, renewable energies, digitalisation, the development of new storage technologies, the use of hydrogen as an energy vector, decentralisation and the promotion of self-consumption, as well as initiatives that support and dynamize the energy transition process.

CIUDEN is conceived as a tool for implementing pilot validation and demonstration projects aimed at achieving the objectives of the PNIEC (National Integrated Energy and Climate Plan) and fully aligned with the measures of the Hydrogen Roadmap and the Energy Storage Strategy. In this area, the Foundation promotes these research, development and innovation initiatives of just transition areas, with the aim of contributing to the implementation of innovative solutions while acting as a technological and socio-economic lever in these areas.

For the development of these work programmes, CIUDEN **currently has unique industrial facilities in its R&D field of activity on a pre-commercial scale, prepared for technological development and validation of technologies.** This allows for their subsequent scaling, implementation and deployment in the market, reducing the learning curve and equipped, in turn, with the necessary services for continuous operation over long periods of time. Likewise, the versatility of the existing facilities allows them to be adapted and to serve new development and technological programmes, such as those expected from the different expressions of interest received, by undertaking the appropriate actions.

These actions **have been included in Component 10 - Just Transition Strategy of the PRTR, with an allocation of €30 million, for investment projects to adapt CIUDEN's industrial facilities as future ICTS (Unique Science and Technology Infrastructures)** for the validation of R&D projects focused on green hydrogen production and energy storage.

To this end, the mapping of technologies (market analysis phase) has been completed, closing this phase with the Expressions of Interest process carried out during September 2022. On this basis, the technical scope of the project (December 2022) has been described, identifying the hydrogen storage or production technologies that are best suited to CIUDEN and that generate the greatest demand for research in the scientific community.

The CIUDEN Foundation is set to be a key player in the implementation of new technologies, as well as in the development of measures and aid management in Just Transition territories. To this end, the Foundation has been promoted to have a national scope of action, being one of the tools of the General State Administration to work on energy transition.

16. Generating cultural offers: Socio-cultural programme Dinamiz-ARTj

The CIUDEN Foundation, which **has important cultural infrastructures, can be an enabler of cultural activity in the regions** where the Just Transition Agreements will be implemented. For this reason, CIUDEN is going to develop a programme that aims to **generate a broad cultural offer in the areas affected by the closure of coal mines that combines local cultural demand, concerts offered by young artists, cultural programming and improvement of the tourist offering.** This is the **Dinamiz-ARTj** programme, which is being developed through three main aid programmes:

- Call for applications for artistic performances in the municipalities of Just Transition areas in public spaces
- Proposal of artistic performances and activities developed by the CIUDEN Foundation itself to be carried out in Just Transition areas.
- Elaboration of artistic and cultural programmes at the headquarters of the CIUDEN F.S.P. Foundation, both in the *Museo-Fábrica de Luz* and in the *La Térmica Cultural*.

In total, the Dinamiz-ARTj Programme **is implementing approximately €1.6 million in mining municipalities** through the three programmes above for the period 2022-2023.



17. Funding

Below is a summary table with the different aid programmes and funding implemented with the aim of responding to the Agreement's commitments:

Funding that has been processed: €237.58 million

New tenders for 2023: €69 million

Total funding 2019-2023: €306.58 million

FUNDING LINE	AMOUNT FUNDED	REFERENCE TO POINTS OF THE AGREEMENT
Funding that has been processed: 237.58 M€		
Restorations agreed with Spanish Regions	€147.58 million	6.2.2 Infrastructure aid for the alternative development of mining areas: infrastructure projects and restoration projects. III. Restoration aid
Social, environmental and digital PRTR projects in mining regions	€49.2 million	6.2.2 Infrastructure aid for the alternative development of mining areas: infrastructure projects and restoration projects. II. New infrastructure plan for just transition zones.
Business projects and small investment projects (only mining areas 2021)	€27 million	6.2.1. Measures to reactivate the coal-mining areas in order to finance new business activities, modernise or expand the existing ones.
Infrastructure projects - Expansion of the budget for municipal infrastructure projects from the previous framework	€13.8 million	6.2.2 Infrastructure aid for the alternative development of mining areas: infrastructure projects and restoration projects. I. State of play of the 2013- 2018 aid framework.

FUNDING LINE	AMOUNT FUNDED	REFERENCE TO POINTS OF THE AGREEMENT
In the pipeline: additional commitments by end 2023. Estimates 69M		
Business projects and small investment projects. (Estimated impact of the current tender - year 2023 - for JTA areas in mining municipalities)	€28 million (estimate out of the total €50 million of the tender).	6.2.1 Measures to revitalise the coal-mining areas by financing new business activities, modernising or extending existing ones.
Business projects and small investment projects. Next tender estimated to be launched by the end of 2023 for mining municipalities only	€27 million (estimate)	6.2.1 Measures to revitalise the coal-mining areas by financing new business activities, modernising or extending existing ones.
PRTR social, environmental and digital projects in mining areas (next tender estimated to be launched by the end of 2023)	€14 million (estimate for mining municipalities in the tender of €25 million)	6.2.2 Infrastructure aid for the alternative development of mining areas: infrastructure projects and restoration projects. II. New infrastructure plan for just transition areas.

FUNDING LINE	AMOUNT FUNDED	REFERENCE TO POINTS OF THE AGREEMENT
Financing instruments other than REACTIVATION included in the Agreement: €315.33 million		
Social Plan	€172.23 million	6.1.1 Social aid to own staff for coal production units
IDAE investments in efficiency and renewable energies in mining areas	€100 million	7. Urgent action plan for mining areas. Renewable Energy and Energy Efficiency Development Plan 2018-2023.
CIUDEN (R&D)	€30 million	8. Support for new technologies: CIUDEN (City of Energy Foundation)
Exceptional costs. Aid for environmental restoration granted to all eligible companies.	€21.92 million	6.1.2 Exceptional aid to cover the costs of closing down production units and mitigating environmental impact.
Training	€1 million (estimated out of a total of €1.9 million of the tender value)	6.1.4 Other additional measures in favour of workers in the sector. II. Career guidance service
Coal mining restorations carried out with PRTR budget managed by DG Biodiversity, Forests and Desertification of the MITERD.	€20.2 million	6.2.2 Infrastructure aid for the alternative development of mining areas: infrastructure projects and restoration projects. III. Restoration aid

FUNDING LINE	AMOUNT FUNDED	REFERENCE TO POINTS OF THE AGREEMENT
Other investments in Mining Regions from 2019: 150.9 M€		
Previous infrastructure Agreements	€129.03 million	6.2.2 Infrastructure aid for the alternative development of mining areas: infrastructure projects and restoration projects. I. State of play of the 2013-2018 aid framework.
Call for applications for aid to companies (Mining) 2019	€17.9 million	6.2.1. Measures to reactivate the coal-mining areas in order to finance new business activities, modernise or expand the existing ones.
CIUDEN aid to Local Authorities granted to mining municipalities	€2.41 million	Annex I. Additional aid programmes a) CIUDEN grants to local authorities.
Dinamiz-ARTj in mining municipalities. 526 activities planned until the end of October 2023.	€1.60 million	Annex I. Additional aid programmes c) socio-cultural programme DinamizARTj.

These grants are part of Component 4 of the Recovery, Transformation and Resilience Plan Funds and have varying degrees of implementation.

Annex I:
Projects funded by the ITJ





1. Business and small investment projects

Beneficiary	Province	Municipality	Grant approved
PRODUCTOS LA LUARQUESA, S.L.	ASTURIAS	VALDÉS	52,500.00
VS FOCUM, S.L.	ASTURIAS	OVIEDO	87,500.00
DDR VESSELS XXI, S.L.	ASTURIAS	GIJÓN	108,500.00
AGR CATALYSTS RECOVERY S.A.	ASTURIAS	CARREÑO	117,250.00
YATECOMERE S.L.	ASTURIAS	MORCIN	166,250.00
PROMOCIONES Y CONSTRUCCIONES ALVAREZ S.L.	ASTURIAS	OVIEDO	288,750.00
PERFILADOS DEL NORTE, S.A.	ASTURIAS	ALLER	55,646.70
CK SENIOR GESTION S.L.	ASTURIAS	SIERO	217,998.80
NAECO, S.L.	ASTURIAS	SAN MARTÍN DEL REY AURELIO	120,000.00
LA FORNELLONA, S.L.	ASTURIAS	PILOÑA	114,739.34
PROMOCIONES Y CONSTRUCCIONES ALVAREZ S.L.	ASTURIAS	OVIEDO	375,000.00
ARAMO NALON S.L.	ASTURIAS	LANGREO	1,120,033.06
TRABAJOS Y SERVICIOS NORTE S.L. (SERTRA)	ASTURIAS	LANGREO	162,439.20
ALUSIGMA, S.A.	ASTURIAS	GIJÓN	45,000.00
TRANSPORTES FAMILIA PICO, S.L.	ASTURIAS	CARREÑO	96,781.51
ELEONORE SOCIEDAD LIMITADA	ASTURIAS	CASTRILLÓN	287,323.75
INSTALACIONES ELECTROASTUR S.L.	ASTURIAS	NOREÑA	77,000.00
ASTURMADI RENEERGY S.L.	ASTURIAS	AVILÉS	45,000.00
CALIDA RESIDENCIAL S.L.	ASTURIAS	SIERO	1,283,739.00
AUXILIAR DE PERFILES PERFORADOS METALICOS, S.A.	ASTURIAS	LANGREO	113,750.00
RESIDENCIA SANTA ISABEL, S.L.	ASTURIAS	SIERO	150,000.00
INVERSIONES NOMAR, S.L.	ASTURIAS	ALLER	160,000.00
CLEANTECH LAB, S.L.	CIUDAD REAL	PUERTOLLANO	1,260,000.00
ANIMAL BY-PRODUCTS SOLUTIONS S.L.	CIUDAD REAL	PUERTOLLANO	950,000.00
HORMIPRESA CENTRO SUR S.L.U.	CIUDAD REAL	PUERTOLLANO	667,089.00
ASOFRUBE, S.L.	HUESCA	FRAGA	173,250.00
BOX JOVE, S.L.	HUESCA	FRAGA	262,500.00
BRIOXPAN, S.L.	HUESCA	FRAGA	192,500.00
SAT Nº 4301 RIO CINCA	HUESCA	TORRENT DEL CINCA	308,703.46
FRUTAS AURELIO, S.L.	HUESCA	FRAGA	44,582.25
IFRUMI, S.L.	HUESCA	FRAGA	190,914.39

Beneficiary	Province	Municipality	Grant approved
ASOFRUBE, S.L.	HUESCA	FRAGA	437,942.91
LABER 2011, S.L.	HUESCA	FRAGA	154,000.00
SAT 4301 RIO CINCA	HUESCA	TORRENTE DEL CINCA	90,000.00
SEMILLAS BATLLE, S.A.	HUESCA	TORRENTE DEL CINCA	225,000.00
2R FRUITS, S.L.	HUESCA	FRAGA	115,000.00
BRIOIXPAN, S.L.	HUESCA	FRAGA	75,000.00
FRUTAS DAVID, S.L.	HUESCA	FRAGA	139,189.45
RESIDENCIAS MENEN, S.L	HUESCA	FRAGA	969,974.23
LLORENÇ FONTANET, S.L.	HUESCA	FRAGA	105,000.00
FRIGORÍFICOS INDUSTRIALES DEL BIERZO, S.A.	LEON	BEMBIBRE	300,000.00
BASHMOR ENGINEERING S.L.	LEON	BEMBIBRE	630,000.00
ARISOLIS AMBIENTAL, S.L.	LEON	CUBILLOS DEL SIL	645,522.99
VALLE DE OZA, S.L.	LEON	CAMPONARAYA	625,000.00
HULESA INTERNACIONAL, S.L.	LEON	BEMBIBRE	221,497.59
TECHNOCYL EQUIPMENT S.L.	LEON	TORRE DEL BIERZO	174,851.03
COMPOSICIÓN DE MÁQUINAS, S.L.	LEON	CUBILLOS DEL SIL	56,000.00
DRYMOONTECHNOLOGY INGREDIENTS, S.L.	LEON	CACABELOS	38,059.91
ENPICO NORTE S.L.	LEON	IGÜEÑA	471,955.76
ESTRUCTURAS Y MONTAJES DEL BIERZO, S.L.	LEON	PONFERRADA	624,410.12
SANDORA IBERIA, S.L.	PALENCIA	PERNÍA, LA	525,000.00
PUERTAS ROPER, S.L	PALENCIA	AGUILAR DE CAMPOO	42,000.00
PELLETS GUARDO, S.L.	PALENCIA	GUARDO	1,120,000.00
MINA URBANA NORTE S.L.	PALENCIA	GUARDO	2,400,000.00
FUNDACION VIRGEN DE LLANO	PALENCIA	AGUILAR DE CAMPOO	23,596.20
VERTICE DE INNOVACIÓN Y DESARROLLO DE ALIMENTOS, S.A.U.	PALENCIA	AGUILAR DE CAMPOO	2,494,950.00
TRANSPORTES LOS GRANJEROS, S.L.	TERUEL	URREA DE GAÉN	47,250.00
PROYECTOS E INVERSIONES DEL MATARRAÑA, S.L.	TERUEL	MONROYO	105,000.00
GENERAL DE POLIMEROS S.L.	TERUEL	ESCUCHA	525,000.00
CAUTORREC, S.L.	TERUEL	ESTERCUEL	78,750.00
POLITER RECICLAJE, S.L.	TERUEL	MONTALBÁN	1,225,000.00
AZULTHERMAL S.L	TERUEL	ARIÑO	76,935.30
HOTEL BALNEARIO DE ARIÑO S.L.	TERUEL	ARIÑO	105,000.00



Beneficiary	Province	Municipality	Grant approved
DERIVADOS ELECTROQUIMICOS DE TERUEL, S.L.	TERUEL	URREA DE GAÉN	315,000.00
GENERAL DE POLÍMEROS, S.L.	TERUEL	ESCUCHA	150,000.00
THERMOWASTE S.L.	TERUEL	ARIÑO	700,000.00
ECOOIL S.A.	TERUEL	ANDORRA	180,000.00
JESUS GIL ESCOIN, S.A.	TERUEL	ALBALATE DEL ARZOBISPO	110,000.00
MADERAS CALATAYUD, S.L.	TERUEL	ALCORISA	87,500.00
HOTEL BALNEARIO DE ARIÑO	TERUEL	ARIÑO	102,678.59
HOTEL BALNEARIO DE ARIÑO S.L.	TERUEL	ARIÑO	142,118.77
CAUTORREC, S.L.	TERUEL	ESTERCUEL	240,000.00
NOODLES ANDORRA 2020, S.L.	TERUEL	ANDORRA	201,250.00
OXAQUIM, S.A.	TERUEL	ALCAÑIZ	42,000.00
FERTILIZANTES ORGANOMINERALES DE ARAGÓN, S.A.	TERUEL	ARIÑO	2,625,000.00
OXAQUIM, S.A.	TERUEL	ALCAÑIZ	220,000.00
ALMENDRAS EN GLOBAL, S.L.	TERUEL	ALBALATE DEL ARZOBISPO	130,000.00
ALBICE, S.L.	ZARAGOZA	MEQUINENZA	105,000.00
EBRUS, S.L.	ZARAGOZA	MEQUINENZA	673,750.00
SOCIEDAD COOPERATIVA GANADERA DE CASPE, S.R.L.	ZARAGOZA	CASPE	119,000.00
ALBICE, S.L.	ZARAGOZA	MEQUINENZA	143,048.88
LLAMFRUIT CHERRY, S.L.	ZARAGOZA	MEQUINENZA	78,831.81
SPRING CAPITAL, S.L.	ZARAGOZA	MEQUINENZA	1,155,000.00
SAT LOS CASERINOS	ASTURIAS	VILLAVICIOSA	13,570.00
RESIDENCIA SANTA ISABEL, S.L.	ASTURIAS	SIERO	34,121.43
CANTELI Y ROMO C.B.	ASTURIAS	SIERO	17,455.75
DENTAL IBERICA 2008 S.L.	ASTURIAS	SIERO	83,390.48
SOLUCIONES CONSTRUCTIVAS ALEJUPA, S.L.	ASTURIAS	SIERO	49,870.74
FIND IT IMPORT&EXPORT S.L.	ASTURIAS	SIERO	9,863.40
CENTRO INDUSTRIAL Y TECNOLOGICO ODONNELL S.L.	ASTURIAS	SARIEGO	30,000.00
LAURA TARRAZO TARRAZO	ASTURIAS	OVIEDO	12,829.83
4-ICE MEDICAL S.L.	ASTURIAS	OVIEDO	30,316.04
PROA SUR, S.L.	ASTURIAS	OLLONIEGO	20,580.25
MONTAJES Y TECNOLOGIAS PARA FACHADAS, S.L.	ASTURIAS	OLLONIEGO	47,949.62

Beneficiary	Province	Municipality	Grant approved
TECNOENVASES ALVAREZ S.L.	ASTURIAS	NOREÑA	25,945.11
CARROCERIA FERQUI, S.L.	ASTURIAS	MIERES	33,740.40
CEVISA VIVIENDAS EFICIENTES EN MADERA, S.L.	ASTURIAS	LLANERA	54,800.00
AVIRSA NORTE S.L.U.	ASTURIAS	LLANERA	14,523.23
INDUSTRIAS ROKO, S.A.	ASTURIAS	LLANERA	12,537.05
CICERO DIGITAL, S.L.	ASTURIAS	LENA	25,288.28
ALICIA SANCHEZ VARELA	ASTURIAS	LANGREO	21,767.53
LA FUEYA ARTES GRAFIQUES, S.L.	ASTURIAS	LANGREO	34,850.14
LAURA MIGUEL HERMOSO	ASTURIAS	LANGREO	20,739.09
PROYECTOS METAL LASER, S.L.	ASTURIAS	LANGREO	90,225.00
PREVENCIÓN DE INCENDIOS SEGURIDAD APLICADA, S.L.	ASTURIAS	GIJÓN	24,640.00
CRISTINA GARCÍA SÁNCHEZ	ASTURIAS	GIJÓN	11,168.25
CONTEM GESTION VERDE, S.L.	ASTURIAS	GIJÓN	62,634.58
MANUEL MEANA CANAL, S.L.	ASTURIAS	GIJÓN	18,443.90
HOSPITAL VETERINARIO MENES S.L.	ASTURIAS	GIJÓN	14,506.68
CIMADEVILLA GREEN S.L.	ASTURIAS	GIJÓN	39,000.00
LUCKLER MEDICAL S.L.	ASTURIAS	GIJÓN	50,075.81
TERMOSALUD S.L.	ASTURIAS	GIJÓN	40,828.80
FUNERARIA GIJONESA S.A.	ASTURIAS	GIJÓN	49,292.60
ASTUR SERCOMAR, S.L.U.	ASTURIAS	CORVERA DE ASTURIAS	96,692.91
MEJORA RESIDENCIAL S.L.	ASTURIAS	CANGAS DE NARCEA	100,000.00
FERNANDO GARCÍA GÓMEZ	ASTURIAS	VALDÉS	115,000.00
CABINS IN PARADISE, S.L.	ASTURIAS	CARREÑO	58,922.77
APROCHIM GETESARP RYMOIL S.A.	ASTURIAS	CARREÑO	22,068.34
CHAMOTA S.L.	ASTURIAS	LANGREO	9,000.00
ECOPOLLO, S.L.	ASTURIAS	SIERO	24,677.27
IBERICA DE TECNOLOGIA Y SERVICIOS DE AUTOMOCION S.L.	ASTURIAS	OLLONIEGO	80,816.99
SERVICIO DE INTEGRACION LABORAL DEL PRINCIPADO DE ASTURIAS, S.L.	ASTURIAS	TINEO	60,600.00
CAMPOASTUR PRODUCTOS Y SERVICIOS, S. COOP. ASTURIANA	ASTURIAS	LANGREO	34,356.99
AUTOCENTRO REGSA S.L.L.	ASTURIAS	CANGAS DE NARCEA	10,350.00
JP INDUSTRIAS MECÁNICAS S.L.	ASTURIAS	GIJÓN	133,240.80
ANA MARIA MORA PAZ	ASTURIAS	NOREÑA	20,184.22



Beneficiary	Province	Municipality	Grant approved
BIMENES MECHANICAL CONSTRUCTIONS S.L.	ASTURIAS	SAN MARTÍN DEL REY AURELIO	19,807.18
SERGIO ALVAREZ ARGÜELLES	ASTURIAS	MIERES	50,000.00
RIESTRA SITE ENGINEERING S.L.	ASTURIAS	TINEO	94,191.50
TINASTUR SCL ASTUR	ASTURIAS	TINEO	60,000.00
INTEGRAL THERMAL SHIELD, S.L.	ASTURIAS	SIERO	51,733.59
PORTONES Y AUTOMATISMOS ASTURSIERO, S.L.	ASTURIAS	SIERO	18,081.97
ACCESORIOS MORENTE S.L.	ASTURIAS	SIERO	38,515.20
HOSTELERIA NOR S.L.	ASTURIAS	SIERO	145,000.20
IBERICA DE TECNOLOGIA Y SERVICIOS DE AUTOMOCION, S.L.	ASTURIAS	SIERO	60,000.00
TRANSPORTES ROCES, S.L.	ASTURIAS	SIERO	70,921.97
CENTRO DE DÍA SIERO	ASTURIAS	SIERO	25,251.91
TANO FERNÁNDEZ, S.L.	ASTURIAS	SIERO	60,000.00
FUNERARIAS DEL NALÓN, S.A.	ASTURIAS	SAN MARTÍN DEL REY AURELIO	41,440.98
LA LLERA POLIN S.L	ASTURIAS	SAN MARTÍN DEL REY AURELIO	50,000.00
MANUEL ANGEL MEDINA RODRIGUEZ	ASTURIAS	SALAS	16,353.82
FERNANDO VILLANUEVA FRESNO	ASTURIAS	PILOÑA	50,000.00
ESPACIOS PASSIVHAUS DE ASTURIAS S.L.	ASTURIAS	PILOÑA	71,179.22
LAURA MARTINEZ YAGÜE	ASTURIAS	OVIEDO	8,985.00
ACEBORENT S.L.	ASTURIAS	OVIEDO	29,636.44
DE YÑIGO & NICOLAS C.B.	ASTURIAS	OVIEDO	25,870.82
VIACARLA INVERSIONES S.A.	ASTURIAS	OVIEDO	30,000.00
RESIDENCIALES ASSOR, S.L.	ASTURIAS	OVIEDO	15,000.00
MARCOS GARCÍA ALONSO	ASTURIAS	OVIEDO	15,000.00
FUNERARIAS REUNIDAS S.A.	ASTURIAS	OVIEDO	30,523.44
RADOS.LAW POLCHLOPEK	ASTURIAS	NOREÑA	9,736.50
TECUR METAL S.L.	ASTURIAS	MIERES	24,380.70
DE LA FUENTE 2011, S.L.	ASTURIAS	MIERES	14,877.30
TALLERES CARLOS DEL VALLE, S.L.	ASTURIAS	MIERES	90,000.00
CICERO DIGITAL S.L.	ASTURIAS	LLANERA	45,000.00
PJR GESTIÓN S.L.	ASTURIAS	LANGREO	11,568.86
CERVEZA CALEYA S.L.	ASTURIAS	LANGREO	30,000.00
RECUPLAS ECONOMIA CIRCULAR S.L.	ASTURIAS	LANGREO	86,285.79

Beneficiary	Province	Municipality	Grant approved
ADRIAN ACERETE PACHECO	ASTURIAS	GIJÓN	11,161.20
JOSE LUIS MARTINEZ GARCIA	ASTURIAS	GIJÓN	5,753.03
LAURA ARGÜELLES MOVILLO	ASTURIAS	GIJÓN	9,984.30
MANUFACTURAS LUFER S.L.	ASTURIAS	GIJÓN	6,589.50
GESTION DE TRINCAJES Y CARGAS ASTURIAS S.L.L,	ASTURIAS	GIJÓN	10,125.00
HOSPITAL VETERINARIO MENES S.L.	ASTURIAS	GIJÓN	66,857.83
MARMOLES NALON, S.L.	ASTURIAS	GIJÓN	15,000.00
TALLERES ELECTROMECHANICOS MONGE, S.L.	ASTURIAS	GIJÓN	32,266.37
DOCTA AREA SANITARIA, S.L.	ASTURIAS	GIJÓN	13,003.82
ALFREDO GONZÁLEZ SÁNCHEZ	ASTURIAS	GIJÓN	21,513.74
DISTRIBUCIONES CIMADEVILLA S.A.	ASTURIAS	GIJÓN	19,445.63
GARCIA DE CASTRO DENTAL S.L.P.	ASTURIAS	GIJÓN	25,000.00
CONSTRUCCIONES MECANICAS ELGO, S.L.	ASTURIAS	GIJÓN	15,000.00
CORVERA SOCIEDAD COOPERATIVA ASTURIANA	ASTURIAS	CORVERA DE ASTURIAS	11,970.00
CARLOS MEANA PEREZ	ASTURIAS	CASTRILLÓN	21,140.29
CASCO ANTIGUO AVILES S.A.	ASTURIAS	AVILÉS	5,852.60
IFV FISIOTERAPIA	ASTURIAS	AVILÉS	5,639.74
SALUD Y TECNOLOGIA ASTURIANA, S.L.	ASTURIAS	AVILÉS	73,481.25
HOTEL PALACIO DE FERRERA, S.L.	ASTURIAS	AVILÉS	54,366.75
SONIA GONZÁLEZ FEITO	ASTURIAS	AVILÉS	14,645.62
CAREAGA DIGITAL S.L.NE	ASTURIAS	AVILÉS	25,000.00
HOTEL VILLALEGRE C.B.	ASTURIAS	AVILÉS	15,000.00
NEMORASTUR, S.L.	ASTURIAS	ALLER	17,039.25
CERÁMICA DEL NALÓN, S.A.	ASTURIAS	LANGREO	55,417.47
GIJONESA DE TRATAMIENTO DOCUMENTAL S.L.	ASTURIAS	GIJÓN	15,000.00
CENTRO DE DÍA SAN JOSE (EN CONST)	ASTURIAS	SAN MARTÍN DEL REY AURELIO	47,782.91
INOXIDABLES LUAL S.L.	ASTURIAS	SIERO	90,000.00
ALTAMECA, S.L.	ASTURIAS	GIJÓN	16,050.00
BRUNO SIGUENZA CARRIL	ASTURIAS	GIJÓN	4,500.00
CONSTRUCCIONES FONCUEVA, S.L.	ASTURIAS	SARIEGO	15,000.00
HISPANO INDUSTRIAS SVELT, S.L.	ASTURIAS	SIERO	74,589.41



Beneficiary	Province	Municipality	Grant approved
OMEGA NORTE S.L.	ASTURIAS	SIERO	50,000.00
DESING BUSINESS&VERIFICATION SERVICES S.L.L.	ASTURIAS	SIERO	19,392.52
SISTEMAS INTEGRALES CONSTRUCTIVOS SAN LORENZO, S.L.	ASTURIAS	GIJÓN	60,090.25
A TODA VELOCIDAD S.L.	ASTURIAS	SIERO	39,004.35
VALFER AUTOMATIZACIÓN DE PROCESOS INDUSTRIALES S.L.	ASTURIAS	SIERO	25,772.57
BELVAL SERVICIOS Y VENTAS, S.L.	ASTURIAS	SIERO	11,003.13
KUIVI VISION, S.L.	ASTURIAS	OVIEDO	80,761.92
ANA EMILIA ORDOÑEZ GONZALEZ	ASTURIAS	NAVA	18,404.92
DELIA RELLAN VILLAMAÑE	ASTURIAS	IBIAS	32,194.89
NORTAVELINOS S.L.	ASTURIAS	GIJÓN	30,000.00
TUDENT, S.L.	ASTURIAS	OVIEDO	17,499.40
ASCOMI ESTRUCTURAS, S.L.	ASTURIAS	SIERO	82,824.76
RECUPERACION Y RENOVACION, S.L.	ASTURIAS	MIERES	54,805.67
FINISH METAL PLATING, S.L.	CIUDAD REAL	PUERTOLLANO	70,299.72
ECO-PROTEÍNA DE INSECTO, S.L.	CIUDAD REAL	PUERTOLLANO	37,467.90
CAMILO GÓMEZ GUZMÁN	CIUDAD REAL	PUERTOLLANO	37,955.92
FRUTAS GUIRAL, S.L.	HUESCA	FRAGA	78,000.00
2R FRUITS, S.L.	HUESCA	FRAGA	78,000.00
SALLERAS HERMANOS, S.L.	HUESCA	FRAGA	65,881.26
EXCELSIORFRUIT, S.L.	HUESCA	FRAGA	63,969.10
FRUTAS GUIRAL, S.L.	HUESCA	FRAGA	49,980.00
FRUTAS AURELIO, S.L.	HUESCA	FRAGA	46,607.09
RIGUAL, S.A.	HUESCA	FRAGA	30,000.00
FRUTAS PONS, S.L.	HUESCA	FRAGA	25,000.00
SALLERAS HERMANOS, S.L.	HUESCA	FRAGA	25,000.00
CINCAPORC, SAU	HUESCA	FRAGA	24,968.95
LIMOSIN FRUITS, S.L.	HUESCA	FRAGA	19,012.47
FRUTAS MAGDA, S.L.	HUESCA	TORRENTE DEL CINCA	33,227.90
BIOLACIANA S.L.	LEÓN	VILLABLINO	55,443.71
BODEGAS CEPALL, C.B.	LEÓN	SANCEDO	11,786.16
REBECA PEREZ PEREIRA	LEÓN	PONFERRADA	7,708.83
MARIA CARMEN NOSTI DEL POZO	LEÓN	POLA DE GORDÓN, LA	45,331.83
LABORATORIO ARTE DENTAL C.B.	LEÓN	BEMBIBRE	11,806.53

Beneficiary	Province	Municipality	Grant approved
VICENTE BADIOLA GONZALEZ	LEÓN	ROBLA, LA	50,000.00
SELECCIÓN DE PRODUCTOS LEONESES S.A.	LEÓN	CISTIerna	50,000.00
ALUMINIOS Y SUMINISTROS PARA CUBIERTAS, ASC BIERZO, S.L.	LEÓN	CAMPONARAYA	62,056.76
CANIS ET FELIS SM, S.L.	LEÓN	VILLABLINO	80,242.57
TERESA YAÑEZ LLAMAS	LEÓN	VEGACERVERA	23,210.55
VICTOR JAVIER GARCIA GONZALEZ	LEÓN	ROBLA, LA	52,967.93
REBECA ANDRES VILLAGRA	LEÓN	ROBLA, LA	21,407.94
ANABEL RODRÍGUEZ BARBEITO	LEÓN	PONFERRADA	11,455.81
CECILIA GONZALEZ LOPEZ	LEÓN	PONFERRADA	14,729.06
BIERZOOVET, S. L.	LEÓN	PONFERRADA	37,723.28
EL HUYERO RURAL S.L.	LEÓN	POLA DE GORDÓN, LA	30,000.00
RINCON MINERO S.L.	LEÓN	POLA DE GORDÓN, LA	30,000.00
LARA ALLER GAITERO	LEÓN	POLA DE GORDÓN, LA	71,499.05
OZOLABS I MAS D	LEÓN	MATALLANA DE TORIO	86,948.32
ZAIRA FERÁNDEZ MORÁN	LEÓN	BORRENES	50,000.00
ALEJANDRO VILLAR PEREZ	LEÓN	VILLAFRANCA DEL BIERZO	39,000.00
CRISTOBAL ABAD LOPEZ	LEÓN	VILLABLINO	62,166.83
EMBUTIDOS LA ENCINA, S.L.	LEÓN	VEGA DE ESPINAREDA	34,847.05
CASTAÑAS LA PEREGRINA S.L.	LEÓN	VEGA DE ESPINAREDA	69,336.90
PROMOCIONES Y ACTIVIDADES NATURALES DE LA SIERRA S.L.	LEÓN	IGÜEÑA	16,232.63
BODEGA DEL ABAD, S.L.	LEÓN	CARRACEDELO	7,396.59
RAQUEL AMIGO ANTOLIN	LEÓN	CABRILLANES	54,203.40
BODEGAS Y VIÑEDOS CASTRO VENTOSA, S.L.	LEÓN	VILLAFRANCA DEL BIERZO	17,500.00
MONTAJES BIERZO ALTO S.L.	LEÓN	CUBILLOS DEL SIL	23,100.00
ORO DE CASTROPODAME S.L.	LEÓN	CASTROPODAME	9,816.45
RAQUEL AMIGO ANTOLIN	LEÓN	CABRILLANES	65,000.00
DRM PERIODONTAL & IMPLANT FORMATION S.L. PROFESIONAL	LEÓN	PONFERRADA	84,110.00
BRAÑUELAS INMUEBLES S.L.	LEÓN	MOLINASECA	28,887.24
HISPANIA-3D, S.L.	LEÓN	BEMBIBRE	97,162.29
PRODUCTOS VIRGEN DEL BREZO SAU	PALENCIA	SANTIBÁÑEZ DE LA PEÑA	26,000.00
PASTAS Y HOJALDRES UKO S.L.	PALENCIA	CERVERA DE PISUERGA	9,660.00
MARÍA AMPARO GONZÁLEZ SALAZAR	PALENCIA	AGUILAR DE CAMPOO	31,295.61



Beneficiary	Province	Municipality	Grant approved
RECUPERACIÓN ECOLÓGICA DE BATERÍAS, S.L.	TERUEL	ALBALATE DEL ARZOBISPO	68,095.50
METALES FRAGMENTADOS S.A.	TERUEL	ALBALATE DEL ARZOBISPO	74,883.15
LA CALANDINA S.C.L.	TERUEL	CALANDA	108,634.33
AGROALIMENTARIA ANDOVAL S.L.	TERUEL	ANDORRA	65,000.00
LA ROCA NEGRA ESTERCUEL, S.L.U.	TERUEL	ESTERCUEL	50,000.00
TORO GIPS S.L.	TERUEL	ALBALATE DEL ARZOBISPO	100,000.00
GESTION MEDIOAMBIENTAL ANDORRA, S.L.	TERUEL	ANDORRA	50,000.00
GANADOS JULIAN S.L.	TERUEL	CALANDA	40,000.00
COMUNIDAD DE REGANTES DEL GUADALOPE	TERUEL	CALANDA	16,159.43
CARNICAS ORTIN S.L.	TERUEL	ANDORRA	52,486.39
GESTION MEDIOAMBIENTAL ANDORRA S.L.	TERUEL	ANDORRA	30,000.00
NOHUKI YESO ARTESANO DE TERUEL S.L.	TERUEL	ALBALATE DEL ARZOBISPO	45,220.00
SILVESTRINA SOCIEDAD COOPERATIVA MADRILEÑA	TERUEL	AGUAVIVA	23,680.64
RECUPERACIONES MARUGAN S.L.	TERUEL	ANDORRA	30,000.00
ASOCIACIÓN PARA LA RECUPERACIÓN DE OLIVOS YERMOS DE OLIETE	TERUEL	OLIETE	7,243.62
JOSE MANUEL BORRAZ SANCHO	TERUEL	GINEBROSA, LA	11,392.50
VALORA TERUEL S.L.	TERUEL	ESCUCHA	160,315.89
AUTOMOTO CENTER, S.L.	ZARAGOZA	MEQUINENZA	60,519.12
MEQUITEC MANTENIMIENTO, S.L.	ZARAGOZA	MEQUINENZA	127,369.80
LLAMFRUIT CHERRY, S.L.	ZARAGOZA	MEQUINENZA	78,831.81
ACEITUNAS Y ENCURTIDOS MAR DE ARAGÓN, S.L.	ZARAGOZA	CASPE	70,873.86
LLAMFRUIT CHERRY, S.L.	ZARAGOZA	MEQUINENZA	50,000.00
SANDRA GODIA	ZARAGOZA	MEQUINENZA	31,633.17
HACIENDA IBER, S.L.	ZARAGOZA	MEQUINENZA	11,862.54
PIPS NATURE, S.L.	ZARAGOZA	MEQUINENZA	105,335.68

2. Restoration projects

Beneficiary	Province	Municipality	Grant approved
REGIONAL DEPARTMENT OF INDUSTRY, EMPLOYMENT AND ECONOMIC DEVELOPMENT	ASTURIAS	TINEO AND CANGAS DE NARCEA	6,535,247.53
REGIONAL DEPARTMENT OF INDUSTRY, EMPLOYMENT AND ECONOMIC DEVELOPMENT	ASTURIAS	IBIAS	43,532,460.29
REGIONAL DEPARTMENT OF INDUSTRY, EMPLOYMENT AND ECONOMIC DEVELOPMENT	ASTURIAS	DEGAÑA	23,627,099.39
REGIONAL DEPARTMENT OF DEVELOPMENT AND ENVIRONMENT	LEON	TORRE DEL BIERZO AND VILLAGATÓN	11,512,683.92
REGIONAL DEPARTMENT OF DEVELOPMENT AND ENVIRONMENT	LEON	IGÜEÑA	19,661,774.84
REGIONAL DEPARTMENT OF DEVELOPMENT AND ENVIRONMENT	LEON	FABERO DEL BIERZO, BERLANGA DEL BIERZO AND PÁRAMO DEL SIL	36,759,961.26
REGIONAL DEPARTMENT OF INDUSTRY, COMPETITIVENESS AND BUSINESS DEVELOPMENT	ZARAGOZA	MEQUINENZA	5,953,823.86

3. Aid to companies for restoration

Beneficiary	Province	Municipality	Grant approved
HBG	LEON	VILLABLINO	2,070,066.67
SAMCA	TERUEL	FOZ CALANDA AND ARIÑO	15,924,254.63
CGMT	TERUEL	CAÑIZAR DEL OLIVAR AND ESTERCUEL	3,929,933.33

4. Infrastructure projects Framework 2013-2018

Beneficiary	Province	Municipality	Grant approved
«LA NAVA III», INDUSTRIAL ESTATE 2nd PHASE A. PUERTOLLANO (CIUDAD REAL)	CIUDAD REAL	PUERTOLLANO	2,050,857.83
RENOVATION AND ADAPTATION OF THE INDUSTRIAL ESTATE LA NAVA. ASPHALTING, LIGHTING, CLEARING, SIGNPOSTING AND CCTV .	CIUDAD REAL	PUERTOLLANO	2,868,750.00



Beneficiary	Province	Municipality	Grant approved
RENOVATION AND ADAPTATION OF THE SEPE INDUSTRIAL ESTATE AND ARAGONESAS INDUSTRIAL ESTATE. ASPHALTING, LIGHTING, CLEARING, SIGNPOSTING AND CCTV.	CIUDAD REAL	PUERTOLLANO	937,500.00
ADAPTATION OF THE BICYCLE LANE BETWEEN THE TOWN CENTRE OF PUERTOLLANO AND LA DEHESA DE BOYAL DE PUERTOLLANO. ASPHALTING, LIGHTING, CLEARING, SIGNPOSTING AND RESTORATION OF THE ENVIRONMENT.	CIUDAD REAL	PUERTOLLANO	255,000.00
RESTORATION OF THE NEW JULIA COAL MINE.	LEON	CABRILLANES, VILLABLINO	18,260,161.59
UNDERWATER PIPELINE AND WWTP	LEON	TORRE DEL BIERZO	995,497.86
PLAN FOR ENERGY OPTIMISATION AND DIVERSIFICATION IN MUNICIPAL PUBLIC BUILDINGS	LEÓN/ PALENCIA	BERLANZA DEL BIERZO, CABRILLANES, CISTIerna, FABERO, IGÜEÑA, LA ROBLA, MAtALLANA DE TORÍO, PÁRAMO DEL SIL, SAN EMILIANO, TORRE DEL BIERZO, VEGA DE ESPINADERA, VEGACERVERA, VILLABLINO, VILLAGATÓN (LEÓN) CERVERA DE PISUERGA, GUARDO, SANTIBÁÑEZ DE LA PEÑA, VELILLA DEL RÍO CARRIÓN (PALENCIA)	5,866,275.95
ENERGY OPTIMISATION PLAN FOR SOCIAL CENTRES	LEON	CISTIerna, VILLABLINO, BARRUELO DE SANTULLÁN, GUARDO (LEÓN)	273,825.00
ENERGY OPTIMISATION PLAN FOR SECONDARY SCHOOLS	LEON	LA ROBLA, GUARDO, VILLABLINO (LEÓN)	272,747.55
CHESTNUT TECHNOLOGY CENTRE, IN POBLADURA DE LAS REGUERAS AND MILLING IN QUINTANA DE FUSEROS	LEON	IGÜEÑA	328,469.62
BIERZO ALTO INDUSTRIAL PARK, 9TH PHASE: ALL OF SECTOR 10 LAS PARRAS	LEON	BEMBIBRE	4,404,913.82
PURIFICATION IN A NATURAL AREA IN THE MOUNTAINS OF PALENCIA	PALENCIA	CERVERA DE PISUERGA, LA PERNÍA, VELILLA DEL RÍO CARRIÓN (MUNICIPALITIES OF THE RD 675/2014)	2,073,520.06
PURIFICATION IN LOCALITIES OF NATURAL SPACE IN VEGACERVERA	LEON	MAtALLANA DE TORÍO, VALDEPIÉLAGO, VEGACERVERA (MUNICIPALITIES OF THE RD 675/2014)	1,790,122.40
PURIFICATION IN NATURAL AREA LOCALITIES IN SAN EMILIANO	LEON	CABRILLANES, SAN EMILIANO (MUNICIPALITIES OF RD 675/2014)	1,980,726.56

Beneficiary	Province	Municipality	Grant approved
URBANISATION SECTOR S-17 INDUSTRIAL ESTATE OF LA ROBLA	LEON	LA ROBLA, GUARDO, VILLABLINO (LEÓN)	2,224,675.70
PLAN FOR ENERGY OPTIMISATION AND DIVERSIFICATION - CULTURE CENTRES IN OLLEROS DE SABERO AND SABERO	LEON	OLLEROS DE SABERO, SABERO	109,431.59
UNDERWATER PIPELINE AND WWTP IN FOLGOSO DE LA RIBERA	LEON	FOLGOSO DE LA RIBERA	295,220.05
UNDERWATER PIPELINE AND WWTP IN CASTREJÓN DE LA PEÑA	PALENCIA	CASTREJÓN DE LA PEÑA	71,151.65
UNDERWATER PIPELINE AND WWTP IN SANTIBAÑEZ DE LA PEÑA	PALENCIA	SANTIBAÑEZ DE LA PEÑA	516,685.13
IMPROVEMENT IN COLLECTORS IN VILLABLINO	LEON	VILLABLINO	78,819.17
RESTORATION OF AREAS AFFECTED BY MINING ACTIVITY IN LEÓN AND PALENCIA	LEON	MATALLANA DE TORÍO, FABERO	2,221,263.56
ENLARGEMENT OF THE CUENCAS MINERAS INDUSTRIAL ESTATE AND IMPLEMENTATION OF A PLASTIC WASTE TREATMENT AND RECYCLING PLANT.	TERUEL	MONTALBÁN	798,750.00
IMPROVEMENT AND CONDITIONING OF ACCESSES TO THE ALABASTER PROCESSING INDUSTRIAL AREA.	TERUEL	ALBALATE DEL ARZOBISPO	188,417.33
RENOVATION OF THE SUPPLY NETWORK TO THE CUENCAS MINERAS INDUSTRIAL ESTATE FROM THE INTAKE OF THE LAS PARRAS RESERVOIR.	TERUEL	MONTALBÁN	90,000.00
TECHNOLOGICAL AND ACCESSIBILITY IMPROVEMENTS AT LOS LLANOS INDUSTRIAL ESTATE (PARKING).	TERUEL	UTRILLAS	176,250.00
IMPLEMENTATION OF INFRASTRUCTURES FOR THE PROMOTION OF LIVESTOCK FARMS	TERUEL	CASTELLOTE	275,872.61
2ND CATEGORY CAMPSITE COMPLEMENTARY TO THE ADVENTURE SPORTS PARK	TERUEL	ESTERCUEL	1,098,920.40
ENERGY SAVINGS. RENOVATION OF STREET LIGHTING.	TERUEL	MONTALBÁN	74,916.00
ENERGY EFFICIENCY IN MUNICIPAL BUILDINGS.	TERUEL	MONTALBÁN	65,004.75



Beneficiary	Province	Municipality	Grant approved
IMPROVEMENTS TO THE FUENSALADA INDUSTRIAL ESTATE: CAR PARKS AND PUBLIC FACILITIES.	TERUEL	CALANDA	187,326.75
IMPROVEMENTS TO THE FUENSALADA INDUSTRIAL ESTATE: URBANISATION AXIS 6.	TERUEL	CALANDA	149,991.00
HOTEL - SPA EXTENSION	TERUEL	ARIÑO	4,040,025.13
NEW ATADI WORK AND SOCIAL ECONOMY CENTRE	TERUEL	ALCORISA	364,319.25
STREET LIGHTING FOR ACCESS TO INDUSTRIAL ESTATE (OFF ROAD A-223)	TERUEL	ALBALATE DEL ARZOBISPO	40,115.25
NURSING HOME AND DAY CARE CENTRE	ZARAGOZA	MEQUINENZA	3,987,837.00
WATER AND ELECTRICITY SUPPLY INFRASTRUCTURES IN THE AREA FOR SETTING UP LIVESTOCK FARMS	TERUEL	CAÑIZAR DEL OLIVAR	149,775.53
INSTALLATION AND CONSTRUCTION OF A WATER RESERVOIR WITH A CAPACITY OF 520 CUBIC METRES	TERUEL	FOZ - CALANDA	97,785.00
ENERGY EFFICIENCY IN STREET LIGHTING IN THE CUENCAS MINERAS INDUSTRIAL ESTATE (LED REPLACEMENT)	TERUEL	MONTALBÁN	27,971.25
REPLACEMENT OF LUMINAIRES TO SAVE ENERGY	TERUEL	ALLOZA	178,483.50
RENOVATION OF LIGHTING IN THE TOWN CENTRE	TERUEL	ANDORRA	187,162.50
CREATION OF A DAY CENTRE	TERUEL	MONTALBÁN	90,000.00
GENERAL SEWER OUTSIDE THE UNIT OF ACTION UE-20 (VILLAGE SANITATION)	TERUEL	ANDORRA	271,342.19
EL CABO IBERIAN INTERPRETATION CENTRE	TERUEL	ANDORRA	173,937.09
EXTENSION OF THE MIXED NURSING HOME	TERUEL	ALBALATE DEL ARZOBISPO	777,688.55
DEVELOPMENT OF THE NORTHERN BLOCK OF THE CUEVA DE SAN JOSÉ INDUSTRIAL ESTATE, PHASE II	TERUEL	CALANDA	234,672.29
DEVELOPMENT OF THE INDUSTRIAL AREA OF VILLALLANA	ASTURIAS	LENA	4,185,869.58

Beneficiary	Province	Municipality	Grant approved
DRAINAGE OF TIRAÑA, LA CAUCIA, FABARIEGU AND THE AREA AROUND POLA DE LAVIANA	ASTURIAS	LAVIANA	2,565,000.00
IMPROVEMENT WORK ON VARIOUS INDUSTRIAL ESTATES	ASTURIAS	1ST PHASE MIERES, 2ND PHASE LENA, MIERES, LANGREO, S.M. REY AURELIO, LAVIANA	2,175,000.00
INCREASE IN CAPACITY OF THE HERRADURA TANK (MIERES)	ASTURIAS	MIERES	2,475,000.00
TUNNELING IN LANGREO: URBANISATION AND ACCESS	ASTURIAS	LANGREO	7,425,000.00
ESPÍRITU SANTO AND VENTA DE GALLO PUMPING IMPROVEMENTS (SIERO)	ASTURIAS	SIERO	2,100,000.00
ENLARGEMENT OF NORA INTERCEPTOR CAPACITY (SIERO)	ASTURIAS	SIERO	1,875,000.00
CREATION AND EQUIPPING OF A BUSINESS NURSERY OF TOURIST ACTIVITIES, ACTIVE SPORTS AND TECHNOLOGICAL DEVELOPMENT CENTRE LOCATED ON A MUNICIPAL PLOT OF LAND IN THE SURROUNDINGS OF LA CAMOCHA.	ASTURIAS	GIJÓN	1,125,000.00
RENOVATION OF THE SUPPLY TO MIERES FROM THE ALLER BASIN (RONDEROS INTAKE)	ASTURIAS	ALLER	728,250.00
SOIL DECONTAMINATION IN FORMER COPPER MINES	ASTURIAS	RIOSA	767,534.16
WATER SANITATION, EL FELGUERU AND LA FÁBRICA (QUIRÓS)	ASTURIAS	QUIRÓS	657,750.00
SANITATION OF SORRODILES DE CIBEA (CANGAS DE NARCEA)	ASTURIAS	CANGAS DE NARCEA	596,250.00
PLAN TO MODERNISE WATER CYCLES AND IMPROVE WATER QUALITY IN THE TOWN OF BELLO	ASTURIAS	ALLER	881,075.60
PROJECT FOR THE RECOVERY AND REVALORISATION OF MOUNT CARRIO	ASTURIAS	LAVIANA	750,000.00
PROJECT FOR ENERGY OPTIMISATION AND DIVERSIFICATION IN LAVIANA'S PUBLIC BUILDINGS	ASTURIAS	LAVIANA	1,067,930.51
SANITATION OF LA PIÑERA AND PILOÑA RIVER AREA IN INFIESTO	ASTURIAS	PILOÑA	520,500.00
SANITATION OF FONDOS DE VEGA (DEGAÑA)	ASTURIAS	DEGAÑA	501,000.00
PROJECT FOR THE CREATION OF A BUSINESS NURSERY IN LIERES	ASTURIAS	SIERO	562,500.00



Beneficiary	Province	Municipality	Grant approved
IMPROVEMENT OF THE SOLAVEGA INDUSTRIAL ESTATE	ASTURIAS	CASO	773,696.79
ELECTRICITY SUPPLY TO THE PLOTS IN PHASE III OF THE INDUSTRIAL AREA OF LA CURISCADA	ASTURIAS	TINEO	193,500.00
BURYING OVERHEAD LINES AT - PHASE III INDUSTRIAL AREA OF LA CURISCADA	ASTURIAS	TINEO	69,000.00
RECOVERY AND REHABILITATION OF THE SURROUNDINGS AND FORMER MINING SITE OF THE SAN FERNANDO MINE AS A TOURIST ATTRACTION.	ASTURIAS	ALLER	127,500.00
RESTORATION OF CONTAMINATED SOIL IN TALLERES DEL CONDE (LANGREO)	ASTURIAS	LANGREO	121,500.00
REFURBISHMENT OF THE WATER SUPPLY NETWORK IN THE TOWNS OF TABLADO, CERREDO AND DEGAÑA	ASTURIAS	DEGAÑA	112,500.00
SANITATION AND PAVING IN SAN JULIÁN	ASTURIAS	BIMENES	30,000.00
IMPROVEMENT OF THE ENERGY EFFICIENCY OF THE GROUP OF 258 DWELLINGS OF THE PRINCIPALITY OF ASTURIAS IN LADA LANGREO	ASTURIAS	LANGREO	5,250,000.00
RENOVATION OF OUTDOOR LIGHTING INSTALLATIONS IN THE COUNCIL OF RIBERA DE ARRIBA	ASTURIAS	RIBERA DE ARRIBA	1,125,000.00
BRIDGE OVER THE RIVER NALÓN IN THE OLLONIEGO-TUDELA INDUSTRIAL ESTATE	ASTURIAS	OVIEDO	1,125,000.00
CONDITIONING OF THE ACCESS ROAD FROM HEDRADA TO ENTRAGO (INDUSTRIAL AREA ACCESS)	ASTURIAS	TEVERGA	697,500.00
IMPROVING ACCESS TO THE MEADOWS OF LA MORTERA AND LA SIETE DEGRADED BY MINING ACTIVITY	ASTURIAS	QUIRÓS	333,750.00
IMPROVING ENERGY EFFICIENCY IN PUBLIC BUILDINGS	ASTURIAS	MORCIN	225,000.00
CONSTRUCTION OF A NEW BUILDING FOR WAREHOUSES	ASTURIAS	TINEO	1,077,000.00

Beneficiary	Province	Municipality	Grant approved
EXTENSION OF THE EXISTING GEOTHERMAL NETWORK. VALERIANO MIRANDA AND NUMA GUILHOU STREETS. MIERES CENTRE (WATER SUPPLY TO THE HOSPITAL OF SANTULLLANO)	ASTURIAS	MIERES	2,710,818.66
ENERGY DISTRIBUTION PROJECT IN SAN ANTOLIN DE IBIAS	ASTURIAS	IBIAS	375,000.00
ENERGY EFFICIENCY AND IMPROVEMENT PLAN FOR THE INDUSTRIAL ESTATES OF OBANCA AND TEBONGO	ASTURIAS	CANGAS DE NARCEA	41,250.00
FIBRE OPTIC DEPLOYMENT IN THE INDUSTRIAL ESTATE OF TEBONGO	ASTURIAS	CANGAS DE NARCEA	15,750.00
ENERGY EFFICIENCY IMPROVEMENT WORKS ON STREET LIGHTING, LIGHTING AND HEATING SYSTEMS IN MUNICIPAL FACILITIES (DEGAÑA)	ASTURIAS	DEGAÑA	225,000.00
EXTENSION OF THE ICT BUSINESS CENTRE IN EL ENTREGO	ASTURIAS	SMRA	7,847,748.75
RECOVERY OF DEGRADED AREAS OF THE MUNICIPALITY FOR THEIR AGROFORESTRY RECOVERY.	ASTURIAS	SOBRESCOBIO	1,425,000.00
WATER CYCLE ACTIVITIES	ASTURIAS	BIMENES	525,000.00
WORKS TO IMPROVE ENERGY EFFICIENCY, IDENTITY ADVERTISING, ACCESSIBILITY AND ROAD SIGNPOSTING IN INDUSTRIAL ESTATES IN BAIÑA	ASTURIAS	MIERES	113,250.00
WORKS TO IMPROVE ENERGY EFFICIENCY AND ACCESSIBILITY IN THE INDUSTRIAL AREA OF THE FACTORY IN MIERES	ASTURIAS	MIERES	488,250.00
WORK TO IMPROVE ENERGY EFFICIENCY AND ACCESSIBILITY IN THE VEGA DE ARRIBA INDUSTRIAL ESTATE, PHASE IV	ASTURIAS	MIERES	442,500.00
IMPROVEMENT OF THE SIGNPOSTING AND CONDITIONING OF THE SOUTHERN ACCESS TO THE SOVILLA INDUSTRIAL ESTATE	ASTURIAS	MIERES	112,500.00
ENERGY EFFICIENCY IMPROVEMENT OF THE OCCUPATIONAL CENTRE OF CARDEO	ASTURIAS	MIERES	112,500.00
WORKS TO IMPROVE THE ENERGY EFFICIENCY OF THE TOWN HALL - MIERES	ASTURIAS	MIERES	112,500.00



Beneficiary	Province	Municipality	Grant approved
IMPROVEMENT OF THE ENERGY EFFICIENCY OF THE LIGHTING SYSTEM AND SURROUNDINGS OF THE UJO LIBRARY AND COMMUNITY PREMISES.	ASTURIAS	MIERES	112,500.00
IMPROVING ENERGY EFFICIENCY IN MUNICIPAL SPORTS CENTRES	ASTURIAS	MIERES	262,500.00
IMPROVEMENT OF ENERGY EFFICIENCY OF THE VEGA DE ARRIBA SPORTS COMPLEX: HEATED SWIMMING POOL, GYMNASIUM AND COMPLEMENTARY FACILITIES	ASTURIAS	MIERES	248,625.00
RIQUELA DUMP. PHASE III OF THE TENNIS CITY AND REFURBISHMENT OF THE REST OF THE SPORTS FACILITIES	ASTURIAS	MIERES	467,890.68
IMPROVEMENT OF THE THERMAL CLADDING OF FAÇADES	ASTURIAS	MIERES	717,750.00
RECOVERY OF MONTSACRO MOUNTAIN TO ENHANCE ITS CULTURAL AND TOURIST VALUE	ASTURIAS	MORCIN	450,000.00
ACCESS TO THE BUSINESS AND COMMERCIAL RELATIONSHIP SPACE [TALLERES DEL CONDE] PHASE I	ASTURIAS	LANGREO	1,972,500.00
IMPROVEMENT AND RENOVATION OF THE SEWERAGE AND WASTEWATER TREATMENT SYSTEMS IN SEVERAL TOWN CENTRES	ASTURIAS	QUIRÓS	68,250.00
VENTURO I INDUSTRIAL ESTATE (SMRA)	ASTURIAS	SAN MARTÍN DEL REY AURELIO	450,750.00
BUSINESS AND COMMERCIAL RELATIONSHIP SPACE [TALLERES DEL CONDE] PHASE II	ASTURIAS	LANGREO	3,598,916.82
ENERGY EFFICIENCY IMPROVEMENT STREET LIGHTING (MIERES)	ASTURIAS	MIERES	990,000.00
ENERGY EFFICIENCY IMPROVEMENTS AND EMISSION REDUCTION PUBLIC TRANSPORT (MIERES)	ASTURIAS	MIERES	635,250.00
DESEASONALISATION AND RECONSTRUCTION OF THE EEIMVP AS AN ECONOMIC ENGINE FOR VALLE DE LENA. PHASE I	ASTURIAS	LENA	7,500,000.00

6. Municipal infrastructure projects financed with PRTR funds.

Beneficiary	Province	Municipality	Grant approved
WASTE MANAGEMENT CENTRE OF THE MUNICIPALITY OF ALLER	ASTURIAS	ALLER	498,986.03
CENTRE FOR LIVESTOCK SERVICES AND DIGITALISATION IN THE MUNICIPALITY OF ALLER	ASTURIAS	ALLER	1,498,631.85
REFURBISHMENT OF INTER-ADMINISTRATIVE CENTRE FOR CITIZEN SERVICES IN ANDORRA	TERUEL	ANDORRA	2,759,762.58
REFURBISHMENT OF BUILDING FOR MUNICIPAL ASSOCIATION CENTRE	TERUEL	ANDORRA	500,000.00
MINING PATHS (CAMINOS MINEROS)	TERUEL	ANDORRA	498,765.44
INTEGRAL ACTION FOR URBAN GREENING: INTERGENERATIONAL PARK AND TRAIL	TERUEL	ANDORRA	1,498,770.94
BASIC AND IMPLEMENTATION PROJECT REHABILITATION OF RURAL REFUGE OF BERGE (TERUEL)	TERUEL	BERGE	378,020.31
IMPROVEMENT OF ENERGY EFFICIENCY IN A MULTI-PURPOSE BUILDING IN BERLANGA DEL BIERZO	LEON	BERLANGA DEL BIERZO	100,000.00
ADAPTATION OF PUBLIC SPACE FOR THE CALANDA R&D CENTRE.	TERUEL	CALANDA	441,013.62
NEW URBAN PARK	PALENCIA	CASTREJÓN DE LA PEÑA	269,898.15
PATH OVER THE BÁRCENA DAM (CUBILLOS DEL SIL)	LEON	CUBILLOS DEL SIL	622,711.23
FOREST BIOMASS LOGISTICS CENTRE	LEON	FABERO	1,496,396.21
REFURBISHMENT AND IMPROVEMENT OF ENERGY EFFICIENCY IN PUBLIC BUILDINGS IN THE TOWN HALL SQUARE	LEON	FOLGOSO DE LA RIBERA	533,925.14
EXECUTION PROJECT FOR THE REFURBISHMENT OF A BUILDING FOR MUNICIPAL OFFICES, GYMNASIUM AND COWORKING AREA.	TERUEL	FOZ-CALANDA	531,300.00
ENERGY REHABILITATION OF FISHERMEN'S COOPERATIVE IN BAÑUGUES (GOZÓN)	ASTURIAS	GOZON	262,335.38
CARPENTRY WORKSHOP FOR BEEHIVE PRODUCTION	LEON	IGÜEÑA	1,497,865.16
REHABILITATION OF FORMER MINING HOUSING BUILDING FOR SOCIAL HOUSING	LEON	IGÜEÑA	274,534.84



Beneficiary	Province	Municipality	Grant approved
REHABILITATION AND IMPROVEMENT OF THE SPORTS FACILITIES IN LA ROBLA (BLOCK D)	LEON	LA ROBLA	1,750,255.14
REHABILITATION AND REFURBISHMENT OF THE BUSINESS CENTRE IN LA ROBLA (BLOCK B)	LEON	LA ROBLA	500,000.00
COMPOSTING PLANT FOR THE TREATMENT OF BIORESIDUE (VEGETABLE WASTE)	ASTURIAS	LANGREO	422,653.86
LA PIPIONA MINE PATH NATURE TRAIL	ASTURIAS	LANGREO	491,581.59
URBAN AND ENVIRONMENTAL RECOVERY OF THE ERIA PARK	ASTURIAS	LENA	500,000.00
REFURBISHMENT AND ENHANCEMENT OF THE MUNICIPAL BUILDING LOCATED ON "CARRETERA GENERAL NO. 41" IN UJO	ASTURIAS	MIERES	440,109.33
COMP. REFURB. PARC. 5 MOD. ANTIG. MAZAS CENTRE SCHOOL [CONNECT] ALMOST ZERO ENERGY CONSUMPTION.	ASTURIAS	MORCIN	499,990.16
COMPREHENSIVE REFURBISHMENT OF THE "TOLVAS DEL MONSACRO" BUILDING	ASTURIAS	MORCIN	1,499,832.96
CHESTNUT VARIETY PLANTING [WALL] IN BEMBIBRE, FOLGOSO, IGUEÑA, NOCEDA, TORRE AND VILLAGATON	LEON	NOCEDA DEL BIERZO	3,246,023.59
IMPROVEMENT OF ENERGY EFFICIENCY AND REFURBISHMENT OF THE HOUSE OF CULTURE FOR COWORKING USE.	LEON	NOCEDA DEL BIERZO	439,040.99
STAR PARK	TERUEL	LOS OLMOS	295,333.91
RENOVATION AND REFURBISHMENT OF MUNICIPAL BUILDING FOR HOUSING FOR NEW SETTLERS	TERUEL	PALOMAR DE ARROYOS	101,519.39
NATURE CLASSROOM-VIRTUAL ESCAPE ROOM IN PÁRAMO DEL SIL	LEON	PÁRAMO DEL SIL	621,708.08
REFURBISHMENT OF BUILDING FOR FUTURE PUBLIC HOSTEL IN VILLAMAYOR	ASTURIAS	PILOÑA	498,316.09
REFURBISHMENT OF THE FORMER SAN CIPRIANO VT INSTITUTE	ASTURIAS	PILOÑA	1,491,688.67
REFURBISHMENT OF THE RAILWAY STATION OF LA POLA DE GORDON AS A HOSTEL FOR PILGRIMS ON THE WAY OF ST JAMES	LEON	POLA DE GORDÓN	425,598.66

Beneficiary	Province	Municipality	Grant approved
SOCIAL AND ENVIRONMENTAL RECOVERY OF SPORTS AND SOCIO-CULTURAL FACILITIES IN CIÑERA	LEON	POLA DE GORDÓN	1,812,163.34
PEDESTRIANISATION AND SUSTAINABILITY IMPROVEMENT OF THE MARKET SQUARE	ASTURIAS	QUIRÓS	492,744.63
REFURBISHMENT OF BUILDING FOR A CENTRE FOR ASSOCIATIONS, SMEs AND NURSERY SCHOOL 0-3	ASTURIAS	SALAS	477,825.36
PROJECT FOR THE REFURBISHMENT OF BUILDINGS TO CREATE A CENTRE FOR COMPREHENSIVE CARE AND TRAINING FOR RURAL WOMEN IN SOBRESOBIÓ	ASTURIAS	SOBRESOBIÓ	1,474,462.03
PROJECT FOR THE REFORM OF THE SOTO DE AGUES CAR PARK IN THE NATURAL PARK OF REDES	ASTURIAS	SOBRESOBIÓ	497,280.79
REUSE AND REHABILITATION OF BUILDINGS. AND SPACES LINKED TO THE NARCEA PLANT AND ITS SETTLEMENT	ASTURIAS	TINEO	3,500,000.00
REFURBISHMENT OF ADULT SCHOOL TO PROMOTE THE PROVISION OF PUBLIC SERVICES	ASTURIAS	TINEO	829,841.30
REHABILITATION OF BUILDING FOR TERRITORIAL CONNECTIVITY SPACE [LA MANSIÓN]	PALENCIA	VELILLA DEL RÍO CARRIÓN	1,333,513.65
ENERGY REHABILITATION OF A HOTEL	PALENCIA	VELILLA DEL RÍO CARRIÓN	2,630,232.00
RECOVERY OF THE CUBILLOS-VILLABLINO RAILWAY FOR INDUSTRIAL AND TOURIST USE. TERRITORIAL SEED PROJECT	LEON	VILLABLINO	3,999,189.06
BIOMASS LOGISTICS CENTRE	LEON	VILLABLINO	1,451,133.34
CONVOY TRAIN FOR SOCIAL TRANSFORMATION AND SUSTAINABLE ENTREPRENEURSHIP	LEON	VILLAGATÓN	427,263.00
REHABILITATION OF HOUSING FOR SOCIAL RENTAL IN VILLAMANÍN DE LA TERCIA	LEON	VILLAMANÍN	361,700.70
SUPPORT CENTRE FOR RURAL AGRI-FOOD ENTREPRENEURSHIP	ASTURIAS	VILLAVICIOSA	498,668.89
ENVIRONMENTAL IMPROVEMENT, UPGRADING OF INFRASTRUCTURES AND VISIBILITY OF PRODUCER FORESTS	ASTURIAS	VILLAVICIOSA	1,289,185.69

Annex II:
List of projects financed by IDAE
(Spanish Institute for the Diversification
and Saving of Energy)





Aid Programme	Beneficiary	Province	Municipality	Loan Granted	Grant approved
PIONEERING GREEN H2 PROJECTS	H2 ABOÑO, S.A.U.	ASTURIAS	CARREÑO		14,877,521.31
PIONEERING GREEN H2 PROJECTS	H2 SOTO, S.A.	ASTURIAS	RIBERA DE ARRIBA		6,028,593.13
VALUE CHAIN H2- P4	G47448519 / A33068578 / B02891307 / B20973871 / B87737888	ASTURIAS	GIJÓN		1,434,140.60
VALUE CHAIN H2- P3	H2 ABOÑO, S.A.	ASTURIAS	CARREÑO		15,000,000.00
VALUE CHAIN H2- P2	RENFE OPERADORA	ASTURIAS	GIJÓN		3,541,376.90
LOCAL ENTITY PROJECTS-SUD (SUSTAINABLE URBAN DEVELOPMENT)	LLANERA TOWN COUNCIL	ASTURIAS	LLANERA		128,777.59
LOCAL ENTITY PROJECTS-SUD	LLANERA TOWN COUNCIL	ASTURIAS	LLANERA		128,376.92
LOCAL ENTITY PROJECTS-SUD	ILLAS TOWN COUNCIL	ASTURIAS	ILLAS		75,299.50
LOCAL ENTITY PROJECTS-SUD	ILLAS TOWN COUNCIL	ASTURIAS	ILLAS		40,293.52
LOCAL ENTITY PROJECTS-SUD	NAVA TOWN COUNCIL	ASTURIAS	NAVA		164,148.31
LOCAL ENTITY PROJECTS-SUD	LLANERA TOWN COUNCIL	ASTURIAS	LLANERA		106,798.96
LOCAL ENTITY PROJECTS-SUD	SOBRESOBIO TOWN COUNCIL	ASTURIAS	SOBRESOBIO		105,750.15
LOCAL ENTITY PROJECTS-SUD	MUNICIPALITY OF VILLAVICIOSA	ASTURIAS	VILLAVICIOSA		172,840.21
LOCAL ENTITY PROJECTS-SUD	MUNICIPALITY OF VALDES	ASTURIAS	VALDÉS		161,099.40
LOCAL ENTITY PROJECTS-SUD	CANGAS DEL NARCEA TOWN COUNCIL	ASTURIAS	CANGAS DE NARCEA		82,301.63
LOCAL ENTITY PROJECTS-SUD	PILOÑA TOWN COUNCIL	ASTURIAS	PILOÑA		82,476.02
LOCAL ENTITY PROJECTS-SUD	PARRES TOWN COUNCIL	ASTURIAS	PARRES		106,754.35
LOCAL ENTITY PROJECTS-SUD	SOMIEDO TOWN COUNCIL	ASTURIAS	SOMIEDO		290,399.60
LOCAL ENTITY PROJECTS-SUD	NOREÑA TOWN COUNCIL	ASTURIAS	OBEJO		738,058.04
LOCAL ENTITY PROJECTS-SUD	MUNICIPALITY OF MORCIN	ASTURIAS	MORCIN		129,816.17
LOCAL ENTITY PROJECTS-SUD	SAN MARTIN DEL REY AURELIO TOWN COUNCIL	ASTURIAS	SAN MARTÍN DEL REY AURELIO		799,812.16

Aid Programme	Beneficiary	Province	Municipality	Loan Granted	Grant approved
LOCAL ENTITY PROJECTS-SUD	GOZON TOWN COUNCIL	ASTURIAS	GOZON		743,713.60
LOCAL ENTITY PROJECTS-SUD	MUNICIPALITY OF VILLAYON	ASTURIAS	VILLAYON		97,432.80
LOCAL ENTITY PROJECTS-SUD	GOZÓN TOWN COUNCIL	ASTURIAS	GOZON		768,701.60
LOCAL ENTITY PROJECTS-SUD	TOWN COUNCIL OF LAS REGUERAS	ASTURIAS	REGUERAS, LAS		81,185.20
LOCAL ENTITY PROJECTS-SUD	QUIROS TOWN COUNCIL	ASTURIAS	QUIRÓS		80,775.41
LOCAL ENTITY PROJECTS-SUD	MUNICIPALITY OF LAVIANA	ASTURIAS	LAVIANA		770,484.26
LOCAL ENTITY PROJECTS-SUD	CARREÑO TOWN COUNCIL	ASTURIAS	CARREÑO		156,015.18
LOCAL ENTITY PROJECTS-SUD	GOZÓN TOWN COUNCIL	ASTURIAS	GOZON		684,131.09
LOCAL ENTITY PROJECTS-SUD	SARIEGO TOWN COUNCIL	ASTURIAS	SARIEGO		147,496.10
LOCAL ENTITY PROJECTS-SUD	MUNICIPALITY OF VILLAVICIOSA	ASTURIAS	VILLAVICIOSA		191,990.37
LOCAL ENTITY PROJECTS-SUD	CORVERA DE ASTURIAS TOWN COUNCIL	ASTURIAS	CORVERA DE ASTURIAS		826,626.87
LOCAL ENTITY PROJECTS-SUD	PARRES TOWN COUNCIL	ASTURIAS	PARRES		624,303.31
LOCAL ENTITY PROJECTS-SUD	GRADO TOWN COUNCIL	ASTURIAS	GRADO		889,967.29
LOCAL ENTITY PROJECTS-SUD	TEVERGA TOWN COUNCIL	ASTURIAS	TEVERGA		97,414.41
LOCAL ENTITY PROJECTS-SUD	CARREÑO TOWN COUNCIL	ASTURIAS	CARREÑO		1,565,246.72
LOCAL ENTITY PROJECTS-SUD	LENA TOWN COUNCIL	ASTURIAS	LENA		563,994.67
LOCAL ENTITY PROJECTS-SUD	MAGAZ DE CEPEDA TOWN COUNCIL	LEON	MAGAZ DE CEPEDA		78,818.80
LOCAL ENTITY PROJECTS-SUD	GRADEFES TOWN COUNCIL	LEON	GRADEFES		25,825.50
LOCAL ENTITY PROJECTS-SUD	BEMBIBRE TOWN COUNCIL	LEON	BEMBIBRE		200,000.00
LOCAL ENTITY PROJECTS-SUD	MUNICIPALITY OF AGUILAR DE CAMPOO	PALENCIA	AGUILAR DE CAMPOO		35,170.02
LOCAL ENTITY PROJECTS-SUD	CERVERA DE PISUERGA TOWN COUNCIL	PALENCIA	CERVERA DE PISUERGA		434,269.00



Aid Programme	Beneficiary	Province	Municipality	Loan Granted	Grant approved
LOCAL ENTITY PROJECTS-SUD	UTRILLAS TOWN COUNCIL	TERUEL	UTRILLAS		168,631.94
LOCAL ENTITY PROJECTS-SUD	CALANDA TOWN COUNCIL	TERUEL	CALANDA		425,503.20
LOCAL ENTITY PROJECTS-SUD	MUNICIPALITY OF HÍJAR	TERUEL	HIJAR		100,000.40
LOCAL ENTITY PROJECTS-SUD	AGUAVIVA TOWN COUNCIL	TERUEL	AGUAVIVA		81,652.73
LOCAL ENTITY PROJECTS-SUD	FAYÓN TOWN COUNCIL	ZARAGOZA	FAYON		61,830.88
UNIQUE LOCAL PROJECTS - SUD 5000	QUIRÓS TOWN COUNCIL	ASTURIAS	QUIRÓS		97,051.52
UNIQUE LOCAL PROJECTS - SUD 5000	MORCÍN TOWN COUNCIL	ASTURIAS	MORCIN		192,977.45
UNIQUE LOCAL PROJECTS - SUD 5000	BELMONTE DE MIRANDA TOWN COUNCIL	ASTURIAS	BELMONTE DE MIRANDA		603,784.59
UNIQUE LOCAL PROJECTS - SUD 5000	MORCÍN TOWN COUNCIL	ASTURIAS	MORCIN		133,188.66
UNIQUE LOCAL PROJECTS - SUD 5000	MORCÍN TOWN COUNCIL	ASTURIAS	MORCIN		130,733.83
UNIQUE LOCAL PROJECTS - SUD 5000	SOMIEDO TOWN COUNCIL	ASTURIAS	SOMIEDO		872,886.51
UNIQUE LOCAL PROJECTS - SUD 5000	SOMIEDO TOWN COUNCIL	ASTURIAS	SOMIEDO		771,113.41
UNIQUE LOCAL PROJECTS - SUD 5000	SOMIEDO TOWN COUNCIL	ASTURIAS	SOMIEDO		101,773.10
UNIQUE LOCAL PROJECTS - SUD 5000	ALLER TOWN COUNCIL	ASTURIAS	ALLER		2,108,053.50
UNIQUE LOCAL PROJECTS - SUD 5000	TORRENTE DE CINCA TOWN COUNCIL	HUESCA	TORRENT DEL CINCA		207,491.48
UNIQUE LOCAL PROJECTS - SUD 5000	VILLAGATON TOWN COUNCIL	LEON	VILLAGATON		237,019.28
UNIQUE LOCAL PROJECTS - SUD 5000	SANTA COLOMBA DE SOMOZA	LEON	STA. COLOMBA DE SOMOZA		38,279.06

Aid Programme	Beneficiary	Province	Municipality	Loan Granted	Grant approved
UNIQUE LOCAL PROJECTS - SUD 5000	SABERO TOWN COUNCIL	LEON	SABERO		376,278.23
UNIQUE LOCAL PROJECTS - SUD 5000	PROVINCIAL COUNCIL OF PALENCIA	PALENCIA	CERVERA DE PISUERGA		128,344.75
UNIQUE LOCAL PROJECTS - SUD 5000	PROVINCIAL COUNCIL OF PALENCIA	PALENCIA	CERVERA DE PISUERGA		125,809.12
UNIQUE LOCAL PROJECTS - SUD 5000	PROVINCIAL COUNCIL OF PALENCIA	PALENCIA	CERVERA DE PISUERGA		85,176.25
UNIQUE LOCAL PROJECTS - SUD 5000	MUNICIPALITY OF TRIOLLO	PALENCIA	TRIOLO		66,168.50
UNIQUE LOCAL PROJECTS - SUD 5000	MONROYO TOWN COUNCIL	TERUEL	MONROYO		109,182.12
UNIQUE LOCAL PROJECTS - SUD 5000	AGUAVIVA TOWN COUNCIL	TERUEL	AGUAVIVA		35,637.51
UNIQUE LOCAL PROJECTS - SUD 5000	LA GINEBROSA TOWN COUNCIL	TERUEL	LA GINEBROSA		35,976.93
UNIQUE LOCAL PROJECTS - SUD 5000	MEQUINENZA TOWN COUNCIL	ZARAGOZA	MEQUINENZA		140,041.45
INDUSTRIAL SECTOR PROGRAMMES II	NIPPON GASES ESPAÑA, S.L .	ASTURIAS	CARREÑO		70,840.40
INDUSTRIAL SECTOR PROGRAMMES II	NAECO, S.L .	ASTURIAS	SAN MARTÍN DEL REY AURELIO		99,398.00
INDUSTRIAL SECTOR PROGRAMMES II	ARCELORMITTAL ESPAÑA SL	ASTURIAS	AVILÉS		2,595,560.49
INDUSTRIAL SECTOR PROGRAMMES II	SAMOA INDUSTRIAL S.A.	ASTURIAS	GIJÓN		53,383.89
INDUSTRIAL SECTOR PROGRAMMES II	PERFORMANCE SPECIALTY PRODUCTS ASTURIAS SL	ASTURIAS	CARREÑO		140,214.63
INDUSTRIAL SECTOR PROGRAMMES II	PERFORMANCE SPECIALTY PRODUCTS ASTURIAS, S.L.	ASTURIAS	CARREÑO		66,457.50



Aid Programme	Beneficiary	Province	Municipality	Loan Granted	Grant approved
INDUSTRIAL SECTOR PROGRAMMES II	TRATAMIENTO INTEGRAL DEL ACERO S.A.	ASTURIAS	GIJÓN		15,925.18
INDUSTRIAL SECTOR PROGRAMMES II	FERTIBERIA S.A.	ASTURIAS	CORVERA DE ASTURIAS		1,951,523.94
INDUSTRIAL SECTOR PROGRAMMES II	FERTIBERIA S.A.	CIUDAD REAL	PUERTOLLANO		314,799.13
INDUSTRIAL SECTOR PROGRAMMES II	CASTINIG ROS, S.A.	TERUEL	UTRILLAS		46,683.08
ENERGY RENOVATION GSA BUILDINGS	ECONOMIC AND TECHNICAL DIVISION	ASTURIAS	OVIEDO		374,063.67
ENERGY RENOVATION GSA BUILDINGS	PORT AUTHORITY OF GIJÓN	ASTURIAS	GIJÓN		60,000.00
ENERGY RENOVATION GSA BUILDINGS	PORT AUTHORITY OF AVILES	ASTURIAS	AVILÉS		991,101.12
LIGHTING II	LANGREO TOWN COUNCIL	ASTURIAS	LANGREO	996,126.24	
BIOGAS	B95920500	ASTURIAS	TINEO		2,498,960.64
BIOGAS	B02948669	PALENCIA	GUARDO		1,684,820.71
R&D ENERGY STORAGE	EDP SPAIN; HYDRAREDOX IVRIA; INERCO	ASTURIAS	RIBERA DE ARRIBA		1,233,759.56
MOVES SINGULARES II	BANGO RACING CARS SL	ASTURIAS	LANGREO		168,744.03
MOVES SINGULARES II	ASTUR SERCOMAR, S.L.U.	ASTURIAS	GIJÓN		832,500.00
MOVES SINGULARES II	GUPPY SUSTAINABLE MOBILITY SL	ASTURIAS	GIJÓN		1,073,156.15
MOVES SINGULARES II C2	ELTO IBERIA SL	ASTURIAS	GIJÓN		293,345.20
ENERGY REHABILITATION - PAREER II	RESIDENTS ASS. C/ CURA SAMA Nº3	ASTURIAS	GIJÓN	59,972.91	61,210.27
ENERGY REHABILITATION - PAREER II	RESIDENTS ASS. CL ALARCON 33, GIJON	ASTURIAS	GIJÓN	0.00	124,622.33
ENERGY REHABILITATION - PAREER II	RESIDENTS ASS. PEDRO PABLO 22	ASTURIAS	GIJÓN	51,215.28	64,019.10

Aid Programme	Beneficiary	Province	Municipality	Loan Granted	Grant approved
ENERGY REHABILITATION - PAREER II	RESIDENTS ASS. CL. MANUEL JUNQUERA 34, DE GIJON	ASTURIAS	GIJÓN	132,492.67	123,693.57
ENERGY REHABILITATION - PAREER II	RESIDENTS ASS. FUENTE DEL REAL Nº 47 DE GIJON	ASTURIAS	GIJÓN	174,245.38	87,122.69
ENERGY REHABILITATION - PAREER II	RESIDENTS ASS. CL CEAN BERMUDEZ N 3 DE GIJON	ASTURIAS	GIJÓN	24,709.10	20,590.92
ENERGY REHABILITATION - PAREER II	RESIDENTS ASS. CL LA ARGANDONA 6 DE GIJON	ASTURIAS	GIJÓN	93,168.09	46,584.04
ENERGY REHABILITATION - PAREER II	RESIDENTS ASS. CL EUSEBIO MIRANDA 5 DE GIJON	ASTURIAS	GIJÓN	71,191.53	35,595.76
ENERGY REHABILITATION - PAREER II	RESIDENTS ASS. CL SAN FELIX 25 DE GIJON	ASTURIAS	GIJÓN	60,977.41	30,488.71
ENERGY REHABILITATION - PAREER II	RESIDENTS ASS. AV MANUEL LLANEZA 26 DE GIJON	ASTURIAS	GIJÓN	0.00	47,765.34
ENERGY REHABILITATION - PAREER II	RESIDENTS ASS. JUAN XXIII 9 DE GIJON	ASTURIAS	GIJÓN	146,852.70	73,426.35
ENERGY REHABILITATION - PAREER II	RESIDENTS ASS. CL RUIZ 4 DE GIJON	ASTURIAS	GIJÓN	138,554.28	69,277.14
ENERGY REHABILITATION - PAREER II	RESIDENTS ASS. CL PROGRESO 5 DE GIJON	ASTURIAS	GIJÓN	110,451.97	55,225.98
ENERGY REHABILITATION - PAREER II	RESIDENTS ASS. ALONSO DEL RIESGO 11	ASTURIAS	GIJÓN	79,939.91	53,255.93
ENERGY REHABILITATION - PAREER II	RESIDENTS ASS. LEPANTO 14 DE GIJON	ASTURIAS	GIJÓN	72,000.00	36,000.00
ENERGY REHABILITATION - PAREER II	RESIDENTS ASS. CL VELAZQUEZ 16 & CL ALAVA 57 DE GIJON	ASTURIAS	GIJÓN	246,273.04	123,136.51
ENERGY REHABILITATION - PAREER II	RESIDENTS ASS. CL TORNO 14 DE GIJON	ASTURIAS	GIJÓN	52,236.80	68,455.78
ENERGY REHABILITATION - PAREER II	RESIDENTS ASS. C/ALEJANDRO FARNESIO NUM17	ASTURIAS	GIJÓN	230,383.36	136,357.58



Aid Programme	Beneficiary	Province	Municipality	Loan Granted	Grant approved
ENERGY REHABILITATION - PAREER II	RESIDENTS ASS. PZ FERNANDO VI 1 DE GIJON	ASTURIAS	GIJÓN	197,649.12	125,776.71
ENERGY REHABILITATION - PAREER II	RESIDENTS ASS. CARLOS MARX Nº 11 DE GIJON	ASTURIAS	GIJÓN	124,985.48	62,492.74
ENERGY REHABILITATION - PAREER II	RESIDENTS ASS. C/HERNAN CORTES 43 DE GIJON	ASTURIAS	GIJÓN	57,610.02	28,805.01
ENERGY REHABILITATION - PAREER II	RESIDENTS ASS. CL. MANUEL LLANEZA Nº 56 DE GIJON	ASTURIAS	GIJÓN	117,697.45	105,738.87
ENERGY REHABILITATION - PAREER II	RESIDENTS ASS. CL. QUEVEDO Nº 18 DE GIJON	ASTURIAS	GIJÓN	60,585.58	38,554.46
ENERGY REHABILITATION - PAREER II	RESIDENTS ASS. CL PINZON 24 DE GIJON.	ASTURIAS	GIJÓN	73,632.51	46,857.04
ENERGY REHABILITATION - PAREER II	RESIDENTS ASS. CL DOS DE MAYO 5 GIJON	ASTURIAS	GIJÓN	39,551.48	25,253.91
ENERGY REHABILITATION - PAREER II	RESIDENTS ASS. CL. SAN LUIS Nº 23 DE GIJON	ASTURIAS	GIJÓN	199,742.36	99,871.18
ENERGY REHABILITATION - PAREER II	RESIDENTS ASS. AVD PABLO IGLESIAS 65 DE GIJON	ASTURIAS	GIJÓN	79,312.59	81,079.55
ENERGY REHABILITATION - PAREER II	RESIDENTS ASS. DE LA CL. CAVEDA, N,15 GIJON	ASTURIAS	GIJÓN	35,576.61	44,470.77
ENERGY REHABILITATION - PAREER II	RESIDENTS ASS. AV SCHULTZ 147 DE GIJON	ASTURIAS	GIJÓN	18,820.64	34,017.25
ENERGY REHABILITATION - PAREER II	RESIDENTS ASS. CL FEIJOO 45 DE GIJON	ASTURIAS	GIJÓN	0.00	43,574.81
ENERGY REHABILITATION - PAREER II	RESIDENTS ASS. CL. LASTRES 2 DE GIJON	ASTURIAS	GIJÓN	367,965.96	364,909.21
ENERGY REHABILITATION - PAREER II	RESIDENTS ASS. PARQUE DE VIESQUES DE GIJON	ASTURIAS	GIJÓN	615,616.24	324,000.00

Aid Programme	Beneficiary	Province	Municipality	Loan Granted	Grant approved
ENERGY REHABILITATION - PAREER II	RESIDENTS ASS. CL. PUERTO SOMIEDO Nº 15 DE GIJON .	ASTURIAS	GIJÓN	491,462.89	245,731.44
ENERGY REHABILITATION - PAREER II	RESIDENTS ASS. CAMPO SAGRADO Nº 25 DE GIJON	ASTURIAS	GIJÓN	34,156.74	17,078.37
ENERGY REHABILITATION - PAREER II	RESIDENTS ASS. CL TORRE BERMEJA 14 DE GIJON	ASTURIAS	GIJÓN	122,698.01	154,007.10
ENERGY REHABILITATION - PAREER II	RESIDENTS ASS. POLA DE SIERO 12 DE GIJON	ASTURIAS	GIJÓN	39,889.22	90,868.37
ENERGY REHABILITATION - PAREER II	RESIDENTS ASS. GENERAL SUAREZ VALDES Nº 11	ASTURIAS	GIJÓN	121,551.58	77,351.00
ENERGY REHABILITATION - PAREER II	RESIDENTS ASS. CAMINO DE RUBIN 15 DE GIJON	ASTURIAS	GIJÓN	191,882.41	122,106.99
ENERGY REHABILITATION - PAREER II	RESIDENTS ASS. CL SAN FRANCISCO DE ASIS 24	ASTURIAS	GIJÓN	33,957.61	42,447.01
ENERGY REHABILITATION - PAREER II	RESIDENTS ASS. FRANCISO FERRER Y GUARDIA 5	ASTURIAS	GIJÓN	52,214.97	33,227.71
ENERGY REHABILITATION - PAREER II	RESIDENTS ASS. FERNANDO MORÁN 22 & JUAN OCHOA 19-21	ASTURIAS	AVILÉS	0.00	211,924.06
ENERGY REHABILITATION - PAREER II	RESIDENTS ASS. CL. DINDURRA Nº 41 DE GIJON	ASTURIAS	GIJÓN	203,379.30	101,689.65
ENERGY REHABILITATION - PAREER II	RESIDENTS ASS. PEÑALBA,15	ASTURIAS	GIJÓN	72,402.68	90,503.35
ENERGY REHABILITATION - PAREER II	RESIDENTS ASS. CL BALEARES 45, GIJÓN	ASTURIAS	GIJÓN	22,287.16	54,399.36
ENERGY REHABILITATION - PAREER II	RESIDENTS ASS. CL TIRSO DE MOLINA 8 DE GIJON	ASTURIAS	GIJÓN	35,846.33	44,807.91
ENERGY REHABILITATION - PAREER II	RESIDENTS ASS. AV PABLO IGLESIAS 41 DE GIJON .	ASTURIAS	GIJÓN	60,374.60	43,908.80
ENERGY REHABILITATION - PAREER II	RESIDENTS ASS. MQ CASA VALDES 70 DE GIJON	ASTURIAS	GIJÓN	0.00	38,203.75



Aid Programme	Beneficiary	Province	Municipality	Loan Granted	Grant approved
ENERGY REHABILITATION - PAREER II	RESIDENTS ASS. CL PEREZ DE AYALA NUMERO 40 DE GIJÓN	ASTURIAS	GIJÓN	16,530.23	26,448.36
ENERGY REHABILITATION - PAREER II	RESIDENTS ASS. PEREZ DE AYALA, Nº 36 DE GIJON	ASTURIAS	GIJÓN	120,000.00	114,886.53
ENERGY REHABILITATION - PAREER II	RESIDENTS ASS. CL. SANTA ELENA Nº 21 DE GIJON	ASTURIAS	GIJÓN	146,412.54	93,171.61
ENERGY REHABILITATION - PAREER II	RESIDENTS ASS. CL. ROMUALDO ALVARGONZALEZ Nº 2 DE GIJON	ASTURIAS	GIJÓN	189,196.41	120,397.71
ENERGY REHABILITATION - PAREER II	RESIDENTS ASS. MANUEL JUNQUERA, Nº 24	ASTURIAS	GIJÓN	0.00	108,002.26
ENERGY REHABILITATION - PAREER II	RESIDENTS ASS. SAGRADO CORAZON 2	ASTURIAS	GIJÓN	0.00	98,193.73
ENERGY REHABILITATION - PAREER II	RESIDENTS ASS. CL. PUERTO RICO Nº 23 DE GIJON	ASTURIAS	GIJÓN	180,929.67	83,178.37
ENERGY REHABILITATION - PAREER II	RESIDENTS ASS. C/ LA PISTA 14-16 .	ASTURIAS	MIERES	160,593.57	80,296.24
ENERGY REHABILITATION - PAREER II	RESIDENTS ASS. FEIJOO 33	ASTURIAS	GIJÓN	91,765.35	80,276.48
ENERGY REHABILITATION - PAREER II	RESIDENTS ASS. CL FUERTE VIEJO 14 DE GIJON	ASTURIAS	GIJÓN	63,087.94	63,087.94
ENERGY REHABILITATION - PAREER II	RESIDENTS ASS. CL PUERTO CUBILLA NUMERO 18 DE GIJON	ASTURIAS	GIJÓN	100,241.34	50,120.67
ENERGY REHABILITATION - PAREER II	RESIDENTS ASS. CL MARIA JOSEFA 27 DE GIJON	ASTURIAS	GIJÓN	65,470.11	32,735.06
ENERGY REHABILITATION - PAREER II	CDAD CALLE RAMON BAUTISTA CLAVERIA, N 18	ASTURIAS	LANGREO	0.00	49,423.18
ENERGY REHABILITATION - PAREER II	RESIDENTS ASS. CL FUERTE VIEJO 11 DE GIJON	ASTURIAS	GIJÓN	0.00	36,353.53

Aid Programme	Beneficiary	Province	Municipality	Loan Granted	Grant approved
ENERGY REHABILITATION - PAREER II	RESIDENTS ASS. C/ DESF. HERMIDA, 12; AV JUAN CARLOS I 9, Y RUTA DEL ALBA 2 Y 4, Y PZ CIUDAD HABANA 1 Y 2	ASTURIAS	GIJÓN	416,193.52	520,241.90
ENERGY REHABILITATION - PAREER II	RESIDENTS ASS. PEÑA DE PEÑA UBIÑA C-7	ASTURIAS	GIJÓN	443,456.03	443,456.03
ENERGY REHABILITATION - PAREER II	RESIDENTS ASS. CL. LASTRES N° 4 DE GIJON	ASTURIAS	GIJÓN	344,381.97	389,129.15
ENERGY REHABILITATION - PAREER II	RESIDENTS ASS. PUERTO PAJARES 1 VIRGEN NIEVES DE GIJON	ASTURIAS	GIJÓN	326,572.60	326,572.60
ENERGY REHABILITATION - PAREER II	RESIDENTS ASS. MANSO 3	ASTURIAS	GIJÓN	86,400.00	130,043.93
ENERGY REHABILITATION - PAREER II	RESIDENTS ASS. CL. MARGARITA XIRGU N° 2 OF GIJON	ASTURIAS	GIJÓN	229,147.23	126,993.58
ENERGY REHABILITATION - PAREER II	RESIDENTS ASS. CL RUIZ 2 DE GIJON	ASTURIAS	GIJÓN	83,666.10	83,666.10
ENERGY REHABILITATION - PAREER II	RESIDENTS ASS. DE LA CALLE MARQUES DE SAN ESTEBAN 59	ASTURIAS	GIJÓN	127,688.96	81,256.62
ENERGY REHABILITATION - PAREER II	RESIDENTS ASS. CL RUIZ 3 DE GIJON	ASTURIAS	GIJÓN	56,559.24	72,719.01
ENERGY REHABILITATION - PAREER II	RESIDENTS ASS. CL GARCILASO DE LA VEGA 20 DE GIJON	ASTURIAS	GIJÓN	64,548.69	64,548.69
ENERGY REHABILITATION - PAREER II	RESIDENTS ASS. CL CONDE TORENO 45 DE GIJON	ASTURIAS	GIJÓN	24,694.10	62,380.04
ENERGY REHABILITATION - PAREER II	RESIDENTS ASS. CL MARIA JOSEFA 40 DE GIJON	ASTURIAS	GIJÓN	49,481.38	61,851.73
ENERGY REHABILITATION - PAREER II	RESIDENTS ASS. CL SAN FRANCISCO DE ASIS 32 DE GIJON	ASTURIAS	GIJÓN	91,955.58	50,157.58
ENERGY REHABILITATION - PAREER II	RESIDENTS ASS. MANUEL JUNQUERA, N° 15	ASTURIAS	GIJÓN	0.00	48,843.27



Aid Programme	Beneficiary	Province	Municipality	Loan Granted	Grant approved
ENERGY REHABILITATION - PAREER II	RESIDENTS ASS. CL BALEARES 43 DE GIJÓN	ASTURIAS	GIJÓN	10,317.56	35,152.08
ENERGY REHABILITATION - PAREER II	C.PP. FLORENCIO RODRIGUEZ 29	ASTURIAS	SIERO	34,463.89	34,463.34
ENERGY REHABILITATION - PAREER II	RESIDENTS ASS. CL. LAS MERCEDES Nº 4 DE GIJON	ASTURIAS	GIJÓN	42,408.22	30,842.33
ENERGY REHABILITATION - PAREER II	RESIDENTS ASS. FEIJOO 42	ASTURIAS	GIJÓN	76,836.98	176,084.76
ENERGY REHABILITATION - PAREER II	RESIDENTS ASS. PLAZA DEL MARQUES Nº 1 DE GIJON	ASTURIAS	GIJÓN	345,502.54	172,751.27
ENERGY REHABILITATION - PAREER II	RESIDENTS ASS. CL. MENENDEZ PELAYO Nº 21 DE GIJON	ASTURIAS	GIJÓN	316,753.28	158,376.64
ENERGY REHABILITATION - PAREER II	RESIDENTS ASS. CL LASTRES 6 DE GIJON	ASTURIAS	GIJÓN	105,184.89	140,457.65
ENERGY REHABILITATION - PAREER II	RESIDENTS ASS. CL MUNILLA 7 DE GIJON	ASTURIAS	GIJÓN	101,111.57	126,389.47
ENERGY REHABILITATION - PAREER II	RESIDENTS ASS. MENENDEZ PELAYO 30	ASTURIAS	GIJÓN	95,216.70	116,387.57
ENERGY REHABILITATION - PAREER II	RESIDENTS ASS. SAN JOSE, Nº 11 DE GIJON	ASTURIAS	GIJÓN	86,036.18	102,468.80
ENERGY REHABILITATION - PAREER II	RESIDENTS ASS. C/ CABRALES 67 DE GIJON	ASTURIAS	GIJÓN	0.00	90,851.53
ENERGY REHABILITATION - PAREER II	RESIDENTS ASS. CL PARAGUAY NUMERO 1 DE GIJON	ASTURIAS	GIJÓN	48,334.16	82,351.78
ENERGY REHABILITATION - PAREER II	RESIDENTS ASS. CL PEÑALBA 38 DE GIJON	ASTURIAS	GIJÓN	47,559.89	60,524.76
ENERGY REHABILITATION - PAREER II	RESIDENTS ASS. CR CARBONERA 12 DE GIJÓN CP	ASTURIAS	GIJÓN	71,986.32	45,809.47
ENERGY REHABILITATION - PAREER II	RESIDENTS ASS. CL STA ELADIA 71 DE GIJON	ASTURIAS	GIJÓN	34,324.80	44,085.19

Aid Programme	Beneficiary	Province	Municipality	Loan Granted	Grant approved
ENERGY REHABILITATION - PAREER II	RESIDENTS ASS. CL. MARQUES DE SAN ESTEBAN 42	ASTURIAS	GIJÓN	187,986.49	137,828.38
ENERGY REHABILITATION - PAREER II	RESIDENTS ASS. CL LA SERENA N. 7 DE GIJON	ASTURIAS	GIJÓN	24,498.23	76,556.97
ENERGY REHABILITATION - PAREER II	MANCOMUNIDAD DE PROPIETARIOS FERNANDO MORAN LAVANDERA 2 MANUEL LLANEZA 17	ASTURIAS	GIJÓN	164,111.81	164,111.81
ENERGY REHABILITATION - PAREER II	RESIDENTS ASS. CL LASTRES 8 DE GIJON	ASTURIAS	GIJÓN	99,989.76	140,610.68
ENERGY REHABILITATION - PAREER II	RESIDENTS ASS. CALLE ALONSO DE OJEDA NUM 7 DE GIJON	ASTURIAS	GIJÓN	71,639.85	115,135.48
ENERGY REHABILITATION - PAREER II	RESIDENTS ASS. LA PAZ 43	ASTURIAS	AVILÉS	105,666.22	77,373.20
ENERGY REHABILITATION - PAREER II	RESIDENTS ASS. RONCAL Nº 2 OF GIJÓN	ASTURIAS	GIJÓN	99,379.89	49,689.95
ENERGY REHABILITATION - PAREER II	RESIDENTS ASS. AV PABLO IGLESIAS 43 DE GIJON	ASTURIAS	GIJÓN	47,405.18	35,342.61
ENERGY REHABILITATION - PAREER II	RESIDENTS ASS. HONESTO BATALON 22 DE GIJON	ASTURIAS	GIJÓN	0.00	27,074.00
ENERGY REHABILITATION - PAREER II	RESIDENTS ASS. AV SCHULTZ 26	ASTURIAS	GIJÓN	63,450.41	84,600.55
ENERGY REHABILITATION - PAREER II	RESIDENTS ASS. CL EMILIO TUYA 39, GIJÓN	ASTURIAS	GIJÓN	0.00	35,683.64
ENERGY REHABILITATION - PAREER II	RESIDENTS ASS. CL. RECONQUISTA Nº 27 DE GIJON	ASTURIAS	GIJÓN	122,486.98	61,243.49
ENERGY REHABILITATION - PAREER II	RESIDENTS ASS. CL CEAN BERMUDEZ 39 DE GIJON	ASTURIAS	GIJÓN	0.00	33,852.49
ENERGY REHABILITATION - PAREER II	RESIDENTS ASS. MARQUES DE SAN ESTEBAN, Nº 60	ASTURIAS	GIJÓN	0.00	79,067.11



Aid Programme	Beneficiary	Province	Municipality	Loan Granted	Grant approved
ENERGY REHABILITATION - PAREER II	RESIDENTS ASS. OF JOSE LAS CLOTAS 1	ASTURIAS	GIJÓN	0.00	60,000.00
ENERGY REHABILITATION - PAREER II	RESIDENTS ASS. DE CALLE JIMENEZ DIAZ, 14	ASTURIAS	GIJÓN	0.00	58,852.29
ENERGY REHABILITATION - PAREER II	RESIDENTS ASS. CAMINO RUBIN, Nº 13	ASTURIAS	GIJÓN	349,505.92	392,482.60
ENERGY REHABILITATION - PAREER II	RESIDENTS ASS. CL. LA ESTRELLA BL.II, II Y IV DE GIJON	ASTURIAS	GIJÓN	509,136.81	254,568.41
ENERGY REHABILITATION - PAREER II	RESIDENTS ASS. MARQUES DE CASA VALDES 74	ASTURIAS	GIJÓN	209,778.93	104,889.46
ENERGY REHABILITATION - PAREER II	CL. LASTRES Nº 10 DE GIJON .	ASTURIAS	GIJÓN	235,218.99	175,002.02
ENERGY REHABILITATION - PAREER II	RESIDENTS ASS. CL. CAPUA 19 DE GIJON	ASTURIAS	GIJÓN	432,728.84	228,000.00
ENERGY REHABILITATION - PAREER II	RESIDENTS ASS. CL. BALEARES Nº 46 DE GIJON	ASTURIAS	GIJÓN	213,543.76	111,271.88
ENERGY REHABILITATION - PAREER II	RESIDENTS ASS. CL. FREEDOM Nº 9 OF AVILES	ASTURIAS	AVILÉS	0.00	76,691.41
ENERGY REHABILITATION - PAREER II	RESIDENTS ASS. CL TEJERA 19 DE GIJON	ASTURIAS	GIJÓN	21,321.74	73,570.27
ENERGY REHABILITATION - PAREER II	RESIDENTS ASS. CL ELEUTERIO QUINTANILLA 74 DE GIJON .	ASTURIAS	GIJÓN	52,315.46	50,139.99
ENERGY REHABILITATION - PAREER II	RESIDENTS ASS. CALLE C 1	ASTURIAS	MIERES	58,735.95	37,377.42
ENERGY REHABILITATION - PAREER II	RESIDENTS ASS. OF CABRALES 34	ASTURIAS	GIJÓN	65,258.51	32,629.26
ENERGY REHABILITATION - PAREER II	RESIDENTS ASS. CL. SOL Nº18 DE GIJON	ASTURIAS	GIJÓN	0.00	35,392.44
ENERGY REHABILITATION - PAREER II	RESIDENTS ASS. CL CANGA ARG. 23 GIJON	ASTURIAS	GIJÓN	121,976.07	60,988.04
ENERGY REHABILITATION - PAREER II	RESIDENTS ASS. CL ESPERANTO 11 DE GIJON	ASTURIAS	GIJÓN	36,080.67	43,296.81

Aid Programme	Beneficiary	Province	Municipality	Loan Granted	Grant approved
ENERGY REHABILITATION - PAREER II	RESIDENTS ASS. DE CALLE C N.2	ASTURIAS	MIERES	58,735.94	37,377.19
ENERGY REHABILITATION - PAREER II	RESIDENTS ASS. JUAN ALVARGONZALEZ 30 DE GIJON	ASTURIAS	GIJÓN	0.00	9,284.85
ENERGY REHABILITATION - PAREER II	RESIDENTS ASS. SUBIDA AL CERRO 10 DE GIJON	ASTURIAS	GIJÓN	92,120.99	46,060.49
ENERGY REHABILITATION - PAREER II	RESIDENTS ASS. CL. BALEARES 42 DE GIJÓN	ASTURIAS	GIJÓN	216,116.85	108,058.42
ENERGY REHABILITATION - PAREER II	RESIDENTS ASS. DE FRAY MELCHOR 14	ASTURIAS	GIJÓN	0.00	43,648.48
ENERGY REHABILITATION - PAREER II	RESIDENTS ASS. CL. SAN BERNARDO 39 DE GIJON	ASTURIAS	GIJÓN	58,411.90	29,205.95
ENERGY REHABILITATION - PAREER II	RESIDENTS ASS. CONDE TORENO, Nº 49 DE GIJON	ASTURIAS	GIJÓN	91,309.56	58,106.08
ENERGY REHABILITATION - PAREER II	RESIDENTS ASS. CL ESPERANTO 13 DE GIJON	ASTURIAS	GIJÓN	44,887.75	52,903.42
ENERGY REHABILITATION - PAREER II	RESIDENTS ASS. CL. BADAJOZ 32-34 AND CL. CIGARRERES 15 DE GIJON	ASTURIAS	GIJÓN	150,770.23	370,070.83
ENERGY REHABILITATION - PAREER II	RESIDENTS ASS. EDIFICIO LA TORRE	ASTURIAS	CASTRILLÓN	84,694.71	134,599.49
ENERGY REHABILITATION - PAREER II	RESIDENTS ASS. DE CALLE ALLER N. 31	ASTURIAS	MIERES	274,416.35	137,208.17
ENERGY REHABILITATION - PAREER II	RESIDENTS ASS. ALONSO QUINTANILLA 24 DE GIJON	ASTURIAS	GIJÓN	49,365.91	21,000.00
ENERGY REHABILITATION - PAREER II	RESIDENTS ASS. CL LABORATORIOS NUM 11 DE GIJON	ASTURIAS	GIJÓN	70,085.66	44,599.96
ENERGY REHABILITATION - PAREER II	RESIDENTS ASS. ALARCON 37	ASTURIAS	GIJÓN	117,898.67	92,998.20
ENERGY REHABILITATION - PAREER II	RESIDENTS ASS. CL FRANCISCO DE PAULA 22 DE GIJON	ASTURIAS	GIJÓN	94,309.18	47,154.59



Aid Programme	Beneficiary	Province	Municipality	Loan Granted	Grant approved
ENERGY REHABILITATION - PAREER II	RESIDENTS ASS. CL PTO DE TARNA 11 DE GIJON	ASTURIAS	GIJÓN	590,727.07	295,363.53
ENERGY REHABILITATION - PAREER II	RESIDENTS ASS. C/ TIRSO DE MOLINA 12	ASTURIAS	GIJÓN	120,000.00	71,254.31
ENERGY REHABILITATION - PAREER II	RESIDENTS ASS. CL. NORTE NO. 31	ASTURIAS	LANGREO	0.00	53,073.61
ENERGY REHABILITATION - PAREER II	RESIDENTS ASS. CL. PROGRESO NO. 16	ASTURIAS	GIJÓN	0.00	38,587.84
ENERGY REHABILITATION - PAREER II	RESIDENTS ASS. MARCELINO GONZALEZ 37	ASTURIAS	GIJÓN	0.00	89,017.07
ENERGY REHABILITATION - PAREER II	RESIDENTS ASS. GENERAL SUAREZ VALDES, Nº 17-19 DE GIJON	ASTURIAS	GIJÓN	49,313.67	38,031.93
ENERGY REHABILITATION - PAREER II	RESIDENTS ASS. CL DOS DE MAYO 39 DE GIJON	ASTURIAS	GIJÓN	304,200.00	152,100.00
ENERGY REHABILITATION - PAREER II	RESIDENTS ASS. JOSE FERNANDIN 26	ASTURIAS	CASTRILLÓN	0.00	28,622.22
ENERGY REHABILITATION - PAREER II	RESIDENTS ASS. RIO NERVION, 5	ASTURIAS	GIJÓN	0.00	25,734.58
ENERGY REHABILITATION - PAREER II	RESIDENTS ASS. ELEUTERIO QUINTANILLA, Nº 80 DE GIJON	ASTURIAS	GIJÓN	0.00	80,262.50
ENERGY REHABILITATION - PAREER II	RESIDENTS ASS. LA LIBERTAD 6 DE PIEDRAS BLANCAS	ASTURIAS	CASTRILLÓN	0.00	18,096.52
ENERGY REHABILITATION - PAREER II	RESIDENTS ASS. C/ LA MANCHA Nº 24	ASTURIAS	GIJÓN	0.00	41,857.82
ENERGY REHABILITATION - PAREER II	RESIDENTS ASS. RAMON Y CAJAL 20 DE GIJON	ASTURIAS	GIJÓN	37,561.93	27,317.77
ENERGY REHABILITATION - PAREER II	RESIDENTS ASS. DANIEL CERRA, Nº 14 DE GIJON	ASTURIAS	GIJÓN	67,122.62	33,561.31
ENERGY REHABILITATION - PAREER II	RESIDENTS ASS. DE CALLE JUAN DE AUSTRIA N. 7	ASTURIAS	CASTRILLÓN	55,878.26	210,558.33

Aid Programme	Beneficiary	Province	Municipality	Loan Granted	Grant approved
ENERGY REHABILITATION - PAREER II	RESIDENTS ASS. CL ADOSINDA 14 DE GIJON	ASTURIAS	GIJÓN	177,166.51	112,742.33
ENERGY REHABILITATION - PAREER II	RESIDENTS ASS. CL MARGARITA XIRGU 7	ASTURIAS	GIJÓN	0.00	372,529.60
ENERGY REHABILITATION - PAREER II	RESIDENTS ASS. VALENCIA 23 GIJON	ASTURIAS	GIJÓN	155,162.84	155,162.84
ENERGY REHABILITATION - PAREER II	RESIDENTS ASS. ECHEGARAY, Nº 27 DE GIJON	ASTURIAS	GIJÓN	0.00	67,358.85
ENERGY REHABILITATION - PAREER II	RESIDENTS ASS. MENENDEZ PELAYO 16	ASTURIAS	GIJÓN	0.00	26,308.76
ENERGY REHABILITATION - PAREER II	RESIDENTS ASS. CL SAHARA 17 DE GIJON	ASTURIAS	GIJÓN	114,541.53	114,541.53
ENERGY REHABILITATION - PAREER II	RESIDENTS ASS. CL. MARIA CRISTINA 1-3- 5 DE GIJON	ASTURIAS	GIJÓN	202,626.75	290,022.32
ENERGY REHABILITATION - PAREER II	RESIDENTS ASS. BUILDING EL MOLINON	ASTURIAS	AVILÉS	216,085.06	182,418.14
ENERGY REHABILITATION - PAREER II	RESIDENTS ASS. JULIO 38 GIJON	ASTURIAS	GIJÓN	0.00	10,287.29
ENERGY REHABILITATION - PAREER II	RESIDENTS ASS. SAGRADO CORAZÓN, Nº 24 GIJON	ASTURIAS	GIJÓN	84,545.84	42,272.92
ENERGY REHABILITATION - PAREER II	RESIDENTS ASS. STO. SUNDAY 7TH OF GIJON	ASTURIAS	GIJÓN	97,299.20	97,299.21
ENERGY REHABILITATION - PAREER II	RESIDENTS ASS. CL. SAN JOSE Nº 45	ASTURIAS	GIJÓN	0.00	25,965.18
ENERGY REHABILITATION - PAREER II	RESIDENTS ASS. JUAN CARLOS I, 12-14 .	ASTURIAS	GIJÓN	0.00	280,891.08
ENERGY REHABILITATION - PAREER II	RESIDENTS ASS. CL. PORT CUBILLA 12 Y 14 Y ENTREGO 10 DE GIJON	ASTURIAS	GIJÓN	382,645.17	382,645.17



Aid Programme	Beneficiary	Province	Municipality	Loan Granted	Grant approved
ENERGY REHABILITATION - PAREER II	RESIDENTS ASS. SEVILLA BUILDING	ASTURIAS	CASTRILLÓN	448,443.83	285,373.35
ENERGY REHABILITATION - PAREER II	RESIDENTS ASS. ADARO 8	ASTURIAS	GIJÓN	0.00	165,838.04
ENERGY REHABILITATION - PAREER II	RESIDENTS ASS. LUCIANO CASTAÑON N. 3	ASTURIAS	GIJÓN	119,336.81	119,336.82
ENERGY REHABILITATION - PAREER II	CDAD.DE PROP. OF C/LANUZA 17	ASTURIAS	GIJÓN	67,691.20	33,845.68
ENERGY REHABILITATION - PAREER II	RESIDENTS ASS. JOSE MANUEL PEDREGAL 18	ASTURIAS	AVILÉS	0.00	81,135.76
ENERGY REHABILITATION - PAREER II	RESIDENTS ASS. CL CERIÑOLA 20 DE GIJON	ASTURIAS	GIJÓN	55,744.45	69,680.57
ENERGY REHABILITATION - PAREER II	RESIDENTS ASS. CL BALMES 4 DE GIJON	ASTURIAS	GIJÓN	8,082.78	28,953.76
ENERGY REHABILITATION - PAREER II	RESIDENTS ASS. LA FELGUERA 1	ASTURIAS	GIJÓN	71,250.72	158,061.23
ENERGY REHABILITATION - PAREER II	RESIDENTS ASS. SANTA JUSTA 7 DE GIJON	ASTURIAS	GIJÓN	64,501.32	32,250.66
ENERGY REHABILITATION - PAREER II	RESIDENTS ASS. EDIF. CABO PEÑAS C/ LLANO PONTE N. 36	ASTURIAS	AVILÉS	0.00	69,078.36
ENERGY REHABILITATION - PAREER II	RESIDENTS ASS. CL RIO DE ORO 42 DE GIJON	ASTURIAS	GIJÓN	75,358.44	76,861.56
ENERGY REHABILITATION - PAREER II	RESIDENTS ASS. CL DINDURRA 1 DE GIJON	ASTURIAS	GIJÓN	0.00	223,505.47
ENERGY REHABILITATION - PAREER II	RESIDENTS ASS. CASIMIRO GRANDA, Nº 6, LA FELGUERA	ASTURIAS	LANGREO	0.00	71,347.92
ENERGY REHABILITATION - PAREER II	RESIDENTS ASS. BALAGON 7 DE GIJON	ASTURIAS	GIJÓN	0.00	54,247.21
ENERGY REHABILITATION - PAREER II	RESIDENTS ASS. BALMES 12	ASTURIAS	GIJÓN	146,543.15	146,543.15
ENERGY REHABILITATION - PAREER II	RESIDENTS ASS. CL LANUZA 13 DE GIJON	ASTURIAS	GIJÓN	82,479.47	41,239.73
ENERGY REHABILITATION - PAREER II	RESIDENTS ASS. C/ FEIJOO N. 26	ASTURIAS	GIJÓN	67,001.50	83,751.87

Aid Programme	Beneficiary	Province	Municipality	Loan Granted	Grant approved
ENERGY REHABILITATION - PAREER II	RESIDENTS ASS. CL NARANJO DE BULNES 10	ASTURIAS	GIJÓN	159,915.67	101,764.51
ENERGY REHABILITATION - PAREER II	RESIDENTS ASS. CL.CABRALES Nº 100 DE GIJON	ASTURIAS	GIJÓN	120,000.00	60,000.00
ENERGY REHABILITATION - PAREER II	RESIDENTS ASS. AVDA. CONSTITUCION Nº60 DE GIJON	ASTURIAS	GIJÓN	284,104.18	142,052.09
ENERGY REHABILITATION - PAREER II	RESIDENTS ASS. ANDALUCIA 13	ASTURIAS	GIJÓN	173,494.50	86,747.25
ENERGY REHABILITATION - PAREER II	RESIDENTS ASS. OF PUERTO VENTANA 10	ASTURIAS	GIJÓN	175,000.00	288,907.89
ENERGY REHABILITATION - PAREER II	RESIDENTS ASS. POETA ALFONSO CAMIN, 11 DE GIJON	ASTURIAS	GIJÓN	94,107.45	59,886.56
ENERGY REHABILITATION - PAREER II	RESIDENTS ASS. CL. DR. AQUILINO HURLE 47 DE GIJON	ASTURIAS	GIJÓN	504,000.00	252,000.00
ENERGY REHABILITATION - PAREER II	RESIDENTS ASS. CL CIENFUEGOS 5 DE GIJON	ASTURIAS	GIJÓN	79,742.74	112,844.70
ENERGY REHABILITATION - PAREER II	RESIDENTS ASS. POETA ALFONSO CAMIN, Nº 26 DE GIJON	ASTURIAS	GIJÓN	83,550.27	44,988.61
ENERGY REHABILITATION - PAREER II	RESIDENTS ASS. CL CIENFUEGOS 10 Y 12 DE GIJON	ASTURIAS	GIJÓN	85,318.63	129,916.33
ENERGY REHABILITATION - PAREER II	RESIDENTS ASS. AV PRINCIPE DE ASTURIAS 42 DE GIJON	ASTURIAS	GIJÓN	79,105.12	136,055.38
ENERGY REHABILITATION - PAREER II	RESIDENTS ASS. CL SAGRADO CORAZON 17 DE GIJON	ASTURIAS	GIJÓN	0.00	38,512.78
ENERGY REHABILITATION - PAREER II	RESIDENTS ASS. CL ECHEGARAY N 5 DE GIJON	ASTURIAS	GIJÓN	46,819.85	72,727.91
ENERGY REHABILITATION - PAREER II	RESIDENTS ASS. CL MANUEL JUNQUERA 27 DE GIJON	ASTURIAS	GIJÓN	170,243.99	108,337.09



Aid Programme	Beneficiary	Province	Municipality	Loan Granted	Grant approved
ENERGY REHABILITATION - PAREER II	RESIDENTS ASS. RECONQUISTA 19	ASTURIAS	AVILÉS	0.00	46,285.79
ENERGY REHABILITATION - PAREER II	RESIDENTS ASS. ALCALDE PARRONDO 2	ASTURIAS	SIERO	0.00	106,989.15
ENERGY REHABILITATION - PAREER II	RESIDENTS ASS. AV GALICIA 67 Y 69 DE GIJON	ASTURIAS	GIJÓN	0.00	65,600.01
ENERGY REHABILITATION - PAREER II	RESIDENTS ASS. CAMINO DE LOS JAZMINES 338 DE GIJON	ASTURIAS	GIJÓN	0.00	24,000.00
ENERGY REHABILITATION - PAREER II	RESIDENTS ASS. CL BECQUER 4 DE GIJON	ASTURIAS	GIJÓN	40,706.74	61,773.33
ENERGY REHABILITATION - PAREER II	RESIDENTS ASS. DR. JIMENEZ DIAZ 9	ASTURIAS	AVILÉS	0.00	90,096.61
ENERGY REHABILITATION - PAREER II	RESIDENTS ASS. CL. FEIJOO 10 DE GIJON	ASTURIAS	GIJÓN	0.00	19,602.18
ENERGY REHABILITATION - PAREER II	RESIDENTS ASS. CL. MARQUES DE CASA VALDES 67 DE GIJON	ASTURIAS	GIJÓN	23,961.21	86,064.48
ENERGY REHABILITATION - PAREER II	RESIDENTS ASS. CL PUERTO PIEDRAFITA 3 DE GIJON	ASTURIAS	GIJÓN	455,333.87	227,666.93
ENERGY REHABILITATION - PAREER II	RESIDENTS ASS. CL GARCIA 12 DE GIJON	ASTURIAS	GIJÓN	195,036.25	191,076.55
ENERGY REHABILITATION - PAREER II	RESIDENTS ASS. CALLE DANIEL CERRA 36	ASTURIAS	GIJÓN	35,939.15	54,384.39
ENERGY REHABILITATION - PAREER II	RESIDENTS ASS. CL LOS ANGELES 1, GIJON	ASTURIAS	GIJÓN	4,425.16	52,371.63
ENERGY REHABILITATION - PAREER II	RESIDENTS ASS. JOSE FRANCES 2	ASTURIAS	AVILÉS	0.00	27,929.08
ENERGY REHABILITATION - PAREER II	RESIDENTS ASS. CL. CABRUÑANA 2 DE AVILES	ASTURIAS	AVILÉS	60,715.87	47,543.02
ENERGY REHABILITATION - PAREER II	RESIDENTS ASS. LARRA, Nº 6	ASTURIAS	GIJÓN	20,564.00	25,647.63
ENERGY REHABILITATION - PAREER II	URBAVI SLU .	LEON	PONFERRADA	60,779.80	47,414.62

Aid Programme	Beneficiary	Province	Municipality	Loan Granted	Grant approved
HEATING NETWORKS	HUNOSA	ASTURIAS	LANGREO		159,054.70
RENEWABLE ELECTRICITY	CEPRASTUR, AIE	ASTURIAS	SOBRESOBIÓ		1,627,998.74
RENEWABLE ELECTRICITY	EDP ESPAÑA, S.A.U.	ASTURIAS	RIBERA DE ARRIBA		599,000.19
RENEWABLE ELECTRICITY	AZ RENOVABLES S.L.	ASTURIAS	OVIEDO		494,000.00
RENEWABLE ELECTRICITY	EDP ESPAÑA, S.A.U.	ASTURIAS	OVIEDO		449,999.80
RENEWABLE ELECTRICITY	AZ RENOVABLES S.L.	ASTURIAS	VALDÉS		418,600.00
RENEWABLE ELECTRICITY	EDP ESPAÑA, S.A.U.	ASTURIAS	TINEO		354,999.70
RENEWABLE ELECTRICITY	JOSÉ RAMÓN GARCÍA PÉREZ	ASTURIAS	VALDÉS		132,066.60
RENEWABLE ELECTRICITY	INDUSLA S.A.	ASTURIAS	GIJÓN		91,344.00
RENEWABLE ELECTRICITY	AGUAS DE LANGREO, S.L.	ASTURIAS	LAVIANA		70,000.00
RENEWABLE ELECTRICITY	ELECTROINNOVA INSTALACIONES Y MANTENIMIENTOS S.L	ASTURIAS	AVILÉS		47,120.83
RENEWABLE ELECTRICITY	INGENIERIA DE CONSTRUCCION Y OBRA CIVIL DE ASTURIAS, SL	ASTURIAS	LLANERA		45,616.36
RENEWABLE ELECTRICITY	ASOC DE AYUDA A PERSONAS CON PARALISIS CEREBRAL, ASPACE ASTURIAS	ASTURIAS	OVIEDO		31,185.00
RENEWABLE ELECTRICITY	DESGUACES Y RECICLADO EL SELLA, SL	ASTURIAS	PARRES		14,874.90
RENEWABLE ELECTRICITY	MANDARINE JUICE, SL	ASTURIAS	CASTRILLÓN		11,000.00
RENEWABLE ELECTRICITY	HOSPITAL VETERINARIO MENES SL	ASTURIAS	GIJÓN		10,908.26
RENEWABLE ELECTRICITY	GERMÁN RIVERA MUÑIZ	ASTURIAS	CARREÑO		4,958.00
THERMAL RENEWABLES	FORUS CENTRO DEPORTIVO GIJON SL	ASTURIAS	GIJÓN		138,297.60



Aid Line	Beneficiary	Province	Municipality	Loan Granted	Grant approved
THERMAL RENEWABLES	PONFERRADA ECO ENERGIAS S.L. UNIPERSONAL	LEON	PONFERRADA		560,000.00
THERMAL RENEWABLES	SOCIEDAD PÚBLICA DE INFRAESTRUCTURAS Y MEDIO AMBIENTE DE CASTILLA Y LEÓN, S.A.	LEON	PONFERRADA		367,500.00
THERMAL RENEWABLES	SOCIEDAD PÚBLICA DE INFRAESTRUCTURAS Y MEDIO AMBIENTE DE CASTILLA Y LEÓN, S.A.	LEON	PONFERRADA		130,000.00



Annex III:
Outstanding projects for
recovery and conservation
of heritage financially supported by the
ITJ in mining municipalities





PROJECT TITLE	PROVINCE	BENEFICIARY ENTITY	AMOUNT TO GRANT	OBSERVATIONS
Convoy Train on Social Transformation and Sustainable Entrepreneurship	Leon	MUNICIPALITY OF VILLAGATON	€427,263.00	Restoration of 5 train carriages for use as exhibition and coworking space.
Rehabilitation of a former mining housing building to use as social housing	Leon	MUNICIPALITY OF IGÜEÑA	€274,534.84	Rehabilitation of a former mining housing building to be used as social housing for patients and families with oncological diseases.
Recovery of the Cubillos-Villablino Railway for industrial and tourist use. Territorial seed project	Leon	PONFEBLINO TOURIST TRAIN CONSORTIUM	€3,999,189.06	Recovery of historic mining train
Integral refurbishment of the former Arts and Crafts school building	Palencia	MUNICIPALITY OF BARRUELO DE SANTULLÁN	€1,889,687.27	Former School of Arts and Crafts. Facilities that were formerly used to train mine site personnel
Reuse and rehabilitation of buildings and spaces linked to the Narcea power plant and its settlement	Asturias	MUNICIPALITY OF TINEO	€3,500,000.00	Rehabilitation of part of the settlement that was built in the 1960s, adjacent to the power plant for the workers who participated in the assembly, and which would later be destined for the workers of the plant, once it came into operation.
Integral refurbishment of the Tolvas del Monsacro building	Asturias	MUNICIPALITY OF MORCÍN	€1,499,832.96	Former coal bunkers of the Monsacro Pit. Located in Foz de Morcín, in the old coal bunkers next to the Monsacro well, the building has been vandalised numerous times over the years causing the deterioration of its facilities.
Nature trail "Senda de la mina La Pipiona" (La Pipiona mine path)	Asturias	MUNICIPALITY OF LANGREO	€491,581.59	Regeneration of the natural environment, environmental recovery of degraded areas, as well as the development of landscape restoration. The choice of the route proposed here is motivated by an attempt to broaden the range of tourist activities on offer in the area, while showing the historical, natural and ethnographic wealth of the whole area, taking advantage of the layout of the old agricultural and service roads to the first mines in Langreña.
Energy rehabilitation "Fishermen's Association building" in Bañugues (Gozón)	Asturias	MUNICIPALITY OF GOZÓN	€262,335.38	Rehabilitation of fishermen's association building. These were fishing cooperative associations supported by the state through the Social Marine Institute.

PROJECT TITLE	PROVINCE	BENEFICIARY ENTITY	AMOUNT TO GRANT	OBSERVATIONS
Refurbishment of building for Municipal Association Centre	Teruel	MUNICIPALITY OF ANDORRA	€500,000.00	Rehabilitation of the health centre in the old town of Andorra, known as the "hospitalillo".
Mining Paths MP	Teruel	ANDORRA-SIERRA DE ARCOS REGION	€498,765.44	Santa Barbara Mining Paths. Linking different mining sites in the region for cycling routes of different levels, both Enduro motorcycling in mining dumps, as well as more gentle cycling routes. linking different mining points. Purpose: to recover spaces, to rehabilitate them, to raise awareness of the mining tradition of the area, to create a regional territory by linking different points.
Integral action for urban greening: Intergenerational park and trail	Teruel	MUNICIPALITY OF ANDORRA	€1,498,770.94	Refurbishment of sports facilities at the former Endesa school.
Refurbishment of the "atrapasueños" building for a youth space, 1 San Francisco Street.	Zaragoza	MUNICIPALITY OF ESCATRON	€1,048,841.69	Rehabilitation of old building, residence of thermoelectric power plant engineers
El Cabo Iberian Interpretation Centre - Andorra	Teruel	MUNICIPALITY OF ANDORRA	€116,133.38	Construction of the second phase of the Iberian settlement interpretation centre. The Iberian settlement of "El Cabo" has been dated by means of C14 to the 5th century BC. It was located on a monocline or slope structural relief. It is a settlement with a central street in a spur, with 51 spaces, towers at each end and a wall in its S area. More than 40,000 archaeological remains were found, mostly ceramics, but also bone and metal remains such as buckles, arrowheads, sewing needles, rings, pendants etc.
Talleres del Conde - Phase II	Asturias	MUNICIPALITY OF LANGREO	€4,494,000.00	The former "Talleres del Conde" are the only remaining vestige of the Compañía de Asturias S.A., created in 1893 by Wenceslao González together with the Italian-born engineer and Count Arnaldo de Sizzo. Among the few surviving testimonies of these old workshops, we have the metal structure of the boiler halls.



PROJECT TITLE	PROVINCE	BENEFICIARY ENTITY	AMOUNT TO GRANT	OBSERVATIONS
San Fernando Well Recovery	Asturias	MUNICIPALITY OF ALLER	€127,500.00	Recovery and rehabilitation of the surroundings and former mining operation of the Pozo San Fernando as a tourist attraction. This is a counterweight shaft with a coal evacuation system that differs from conventional vertical shafts and which had to be adopted due to its mid-slope location. The ore was not shipped out of the mining tower but through the 1,850-metre-long Santa Ana shaft at the bottom of the valley.
Mequinenza mine restoration and construction of a mining interpretation centre.	Zaragoza	GOVERNMENT OF ARAGON	(€5,900,000 for the total restoration)	Infrastructures and activities for public-educational-recreational use, related to the adaptation of two buildings (Administration House and Warehouse building) for their use and the creation of a Mining Interpretation Centre, the construction of a new road and the reconditioning of existing roads, the installation of panels and signposting on mining activity, and the creation of paths linking the different groups of mine entrances with the existing archaeological sites in the area, considering that the GR-99 "Camino Natural del Ebro" runs from North-West to South-East between the Ribarroja reservoir and the Grupo Virgen del Pilar slag heap.
Restoration of Corta Fabero mine and Paleobotanical Interpretation Centre	Leon	GOVERNMENT OF CASTILLA AND LEON	(€38,300,000 for the total restoration)	For decades, the Gran Corta, located in the Bierzo towns of Lillo and Otero, was the main mining operation in the Fabero basin and the largest open-cast coal mine in Spain, covering an area of more than 500 hectares from which thousands of tonnes of the black mineral were extracted. Since the mining activity stopped, the slopes of this "huge scar" exhibit the ancient fossil treasures of plants that inhabited the area in the period when coal began to form, 300 million years ago. Infrastructures and activities for public-educational-recreational uses, related to the recovery and reconstruction of fossils, creation of educational trails, interpretation tables.
Mining restoration Torre-Villagatón	Leon	GOVERNMENT OF CASTILLA AND LEON	(€11,600,000 for the total restoration)	Recreational infrastructures associated with the variant of the Way of Saint James along the Manzanal





VICEPRESIDENCIA
TERCERA DEL GOBIERNO
MINISTERIO
PARA LA TRANSICIÓN ECOLÓGICA
Y EL RETO DEMOGRÁFICO



INSTITUTO
PARA LA
TRANSICIÓN
JUSTA